

18525



AN GARDA SÍOCHÁNA

Annual Report 1996
Tuarascáil Bhliantúil 1996



F/96
FINANCE

CONTENTS

REFERENCE

ONLY

Foreword	iii
Regionalisation	1
Eastern Region	2
DMA Region	4
Northern Region	6
South Eastern Region	8
Southern Region	10
Western Region	12
New Developments During 1996	14
Garda Air Support Unit	14
Stinger Spike System - Vehicle Stopping Device	14
Speeding and Garda Initiatives	14
Criminal Assets Bureau	15
Strategy for Serving the Irish Language Community	16
Review of the Management of Garda Transport Service	16
The EU Presidency	17
Key Developments During 1996	17
National Security	20
Personnel Issues	21
1996 in Context	29
Crime Statistics	31

NOT TO BE REMOVED
FROM LIBRARY 9

Indictable Offences

Indictable offences which became known to Gardaí during 1996	32
Indictable offences for 15 year period 1982 to 1996	36
Indictable offences detected 1980 to 1996	36
Indictable offences 1995 and 1996	37
Summary of Indictable offences 1994 to 1996	38

Analysis of Indictable Offences

Indictable offences by Garda regions and five principal city areas	40
Indictable offences per 1,000 of population	41
Homicide offences by region and gender of victims	42
Murders per 100,000 of population	43
Age & gender of homicide victims	43
Indictable assault and sexual offence victims by gender	44
Armed robberies & armed aggravated burglaries where firearms were used 1993 to 1996	45
Analysis of aggravated burglaries where firearms were used and armed robberies	46
Armed robberies & aggravated burglaries at financial institutions 1993 to 1996	47
Robberies and aggravated burglaries where syringes were used 1994 to 1996	48
Burglaries 1994 to 1996	48
Value of property stolen and recovered in burglaries, robberies and larcenies	49
Indictable offences where tourists are injured parties	50

Juvenile Offences

Disposal of 1996 referrals	51
Details of cautions by region (1996 referrals)	52
Juvenile offenders cautioned per 1,000 of population	53
Details of prosecutions by region (1996 referrals)	54
Activities of juvenile liaison officers	54
Age of juvenile offenders	55
Juvenile criminal activity: Time of occurrence	55
Summary of offences in respect of which juvenile offenders were referred	56
Principal offences in respect of which referrals were made in 1996	58

Non-Indictable Offences

Non-Indictable offences in which proceedings were taken (Drugs offences excluded)	59
Non-indictable offences by region	59
Non-indictable offences - proceedings and persons convicted in 1996 (Drugs offences excluded)	60

Drug Offences

Offences where proceedings commenced by region and drug type	62
Particulars of drugs seized	63
Nationality of persons against whom proceedings were commenced	63
Miscellaneous drug offences	63
Persons prosecuted for possession/supply offences	64
Persons prosecuted for drug offences by age and region	65
Persons prosecuted per 100,000 of population	65
Drug lectures by division	66

Traffic Offences

Unauthorised taking and larceny of mechanically propelled vehicles 1982 to 1996	67
Unauthorised takings per 1,000 vehicles licensed	68
Stolen vehicles	69
Fines on the spot issued	69
Road traffic offences by region	70
Road traffic offences per 1,000 vehicles licensed	71
Drink & driving offences, breath tests, blood/urine tests, arrests etc.	72
Drinking & driving offences: age and gender of persons convicted 1996	73

Additional Information

Domestic Violence	74
Missing Persons	75
Detected indictable offences committed by persons on bail	76
Firearms, ammunition and explosives seized by Gardaí during 1996	77
Appendices	
An Garda Síochána Organisational Structure - Appendix (1)	78
Descriptions used in the table which summarise indictable offences - Appendix (2)	79

FOREWORD

To the Minister for Justice

I am pleased to present this, my first annual report on An Garda Síochána, for the year 1996.

During 1996 the following initiatives were implemented:-

- ◆ Regionalisation as follows:
 - Dublin Réigion
 - Southern Region
 - South Eastern Region
 - Western Region
 - Northern Region
 - Eastern Region
- ◆ the establishment of the Criminal Assets Bureau, responsible for performance of its functions to the Garda Commissioner.
- ◆ Garda Air Support Unit - delivery of aircraft due in 1997.
- ◆ the new Stinger Spike System - vehicle stopping device.
- ◆ GATSO Speed Detection System.



In addition, various operations throughout the country, both overt and covert, have been successful in targeting crime and criminals; Operation Shannon, in the Western Region being just one example.

The 1996 crime statistics indicate that 100,785 crimes were committed, with 41,056 crimes detected. This was a reduction of 2% in the number of recorded crimes in 1995, with the crime detection rate increasing by 2%, to 41%. This upward trend in the Garda detection rate has been consistent over the past number of years.

The Dublin Region, accounted for 58% of the National Crime in 1996, but crime was held at the same level as in 1995. While crime in the South Eastern Region rose by 2%, crime fell in the remaining regions, with a drop of 9% recorded in the Southern Region.

Forty two murders were recorded, one of which was that of one of our colleagues, Detective Jerry McCabe, who was shot down in Adare, Co. Limerick, on the 7th of June 1996, the same month that Veronica Guerin, Journalist, who had a special affinity with An Garda Síochána, was murdered. Thirty three of these murders have been solved.

The number of armed robberies and armed aggravated burglaries decreased by 11%, continuing the downward trend over the last three years. However, the number of robberies and aggravated burglaries

without firearms increased by 31% and 20% respectively. This is a worrying development and is created in part by the increase of syringe attacks. This development is being strategically addressed by this Force.

It is tragic to note that in 1996, 452 people were killed in traffic accidents on Irish roads, in comparison to 437 deaths in 1995, and 404 deaths in 1994.

I am grateful, for the support and encouragement given to An Garda Síochána by the Public throughout the year, and to people in the media for their wholehearted assistance.

I would like to thank officials in your Department for their support; Dr. Donovan and his team at the Forensic Science Laboratory for their invaluable assistance, and the various Government Departments and Agencies, in particular the Defence Forces.

Finally, I wish to acknowledge the contribution made by all members of An Garda Síochána and civilian staff to our successes in the fight against crime. I look forward to building on our successes and initiatives in 1997, in what will be the 75th Anniversary of the foundation of An Garda Síochána.



M.P. BYRNE
COMMISSIONER

May 1997

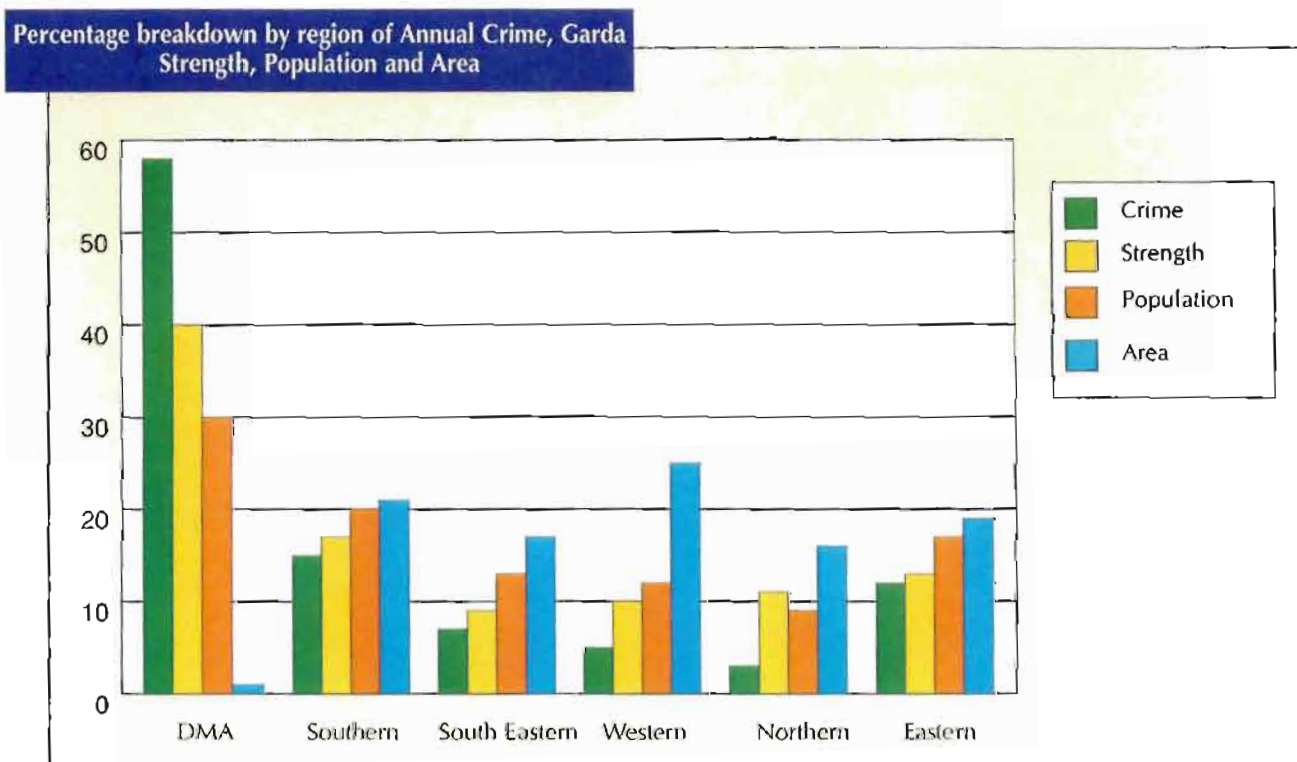
REGIONALISATION

Significant re-structuring took place within An Garda Síochána in January, 1996 with the introduction of regionalisation and the appointment of four additional Assistant Commissioners. To enhance operational effectiveness, the six regions are each headed by an Assistant Commissioner, who provides effective operational management and co-ordination of the service provided. Early indications are that the introduction of a regional structure has a positive impact on the operation of An Garda Síochána and the success to date augurs well for the future.

A brief summary of the developments which took place in each region is featured in the following pages. (The regional structure is also reflected in the presentation of the crime statistics in the second part of this report). Before dealing with the regions in turn, it is useful to consider the profile of the six regions alongside each other. The following chart shows the proportions of recorded crime, strength (Garda personnel), population and surface area for each of the six regions which were created in 1996.



The new organisational structure is shown in Appendix (1).





EASTERN REGION CRIME DOWN BY 1% DETECTION RATE UP 2%

EASTERN REGION IN FIGURES	
Population:	597,894
Area:	13,214 km ²
Primary/Secondary Roads:	1,117.6 km
Regional Crime 1996:	11,917
Crime per 1,000 Population:	19.9
Regional Detections 1996:	5,680
Detection Rate:	48%
Road Traffic Offences:	30,954
Garda Strength:	1,292
Garda Vehicles:	153
Garda Stations:	127
Garda Districts:	18

This region includes the Garda Divisions of Louth/Meath, Longford/Westmeath, Laois/Offaly and Carlow/Kildare. The Assistant Commissioner is based in Mullingar. The Garda station at Ballymahon, Co. Longford, was officially opened following extensive refurbishment while the construction of a new station at Drogheda, Co. Louth was completed during the year.



CRIME ANALYSIS 1996, EASTERN REGION

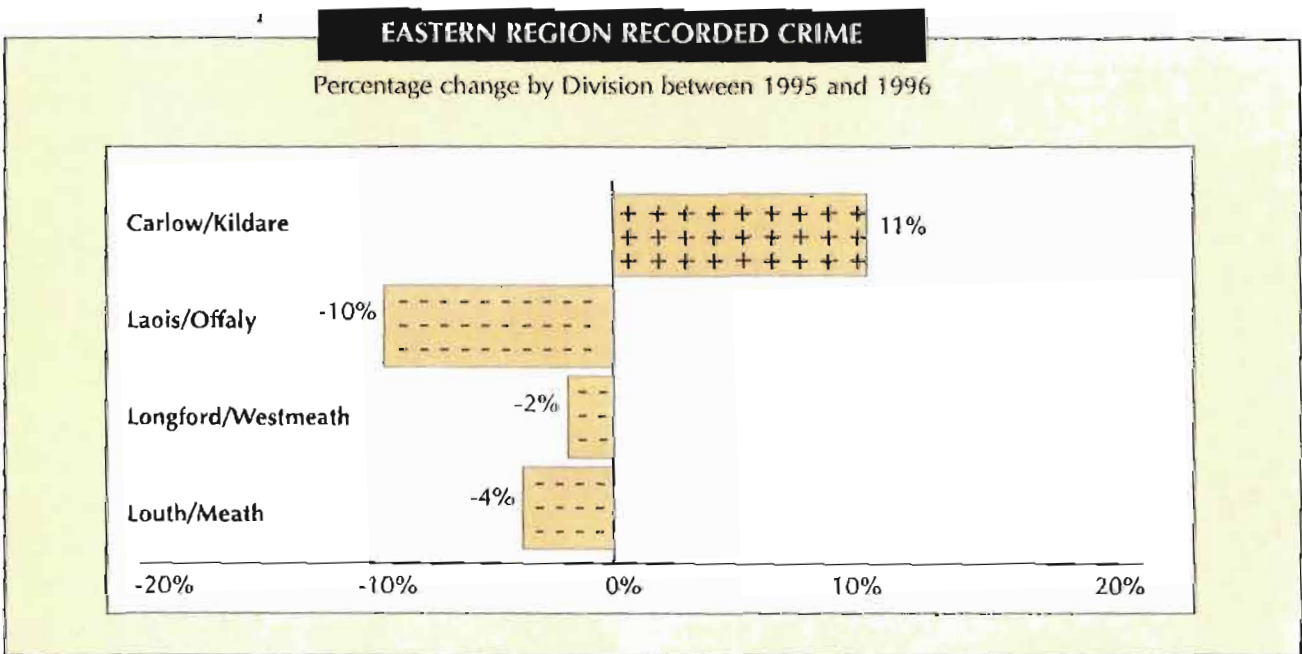
Reported Crime			Detected Crime		
1996	1995	% Difference	1996	1995	% Difference
11,917	11,985	- 1%	5,680	5,463	+ 4%

Crime in the Eastern Region for 1996 was 11,917, a reduction of 68 crimes which represents a 1% decrease over the previous year. This is largely attributed to a reduction in one of the targeted Garda priorities, burglaries, which fell by 6%. Burglaries fell in all four divisions. The number of crimes detected has improved by 4% in the Eastern Region from 5,463 in 1995 to 5,680 in 1996.

In Carlow/Kildare Division, a disturbing trend has been an increase in the number of aggravated burglaries. Each division, with the exception of Carlow/Kildare, showed a reduction in recorded crime. All types of theft increased by 23% in Carlow/Kildare. Two main reasons are advanced for this. One relates to the increased population and development in the Greater Dublin suburban area and the other is the number of Dublin-based offenders who commit crime in the division.

Crime in the region is concentrated in Louth/Meath division with Dundalk and Drogheda having the highest district crime figures in the region at 1,675 and 1,402 respectively – 26% of total regional crime. In 1996, both of these districts recorded crime reductions of 11% and 12% respectively.

On a district basis, the most notable reductions in crime occurred in Athlone, Birr and Portlaoise Districts with Baltinglass, Trim and Mullingar Districts recording the most notable increases in the Eastern Region. A number of operations, including Operations Shannon and Retrieval, countered serious crimes and intercepted many offenders going to or returning from other crimes, especially in Athlone and Birr Districts.



Operation Retrieval was initiated in this region in April, 1996. This involved a series of planned mobile checkpoints which resulted in a 6% decrease in the incidence of burglary in the region. A series of coordinated operations were undertaken, resulting in significant seizures of explosives, firearms, ammunition and improvised weaponry – the largest being the find made at Clonaslee, Co. Laois in June.

Overall, a crime reduction of 1% combined with an increase of 2% in the detection rate is a positive development in a region with an increasing population and proximity to the capital city.





DMA REGION CRIME - NO CHANGE DETECTION RATE UP 2%

DMA REGION IN FIGURES	
Population:	1,041,259
Area:	869 km ²
Primary/Secondary Roads:	153.5 km
Regional Crime 1996:	58,759
Crime per 1,000 Population:	56.4
Regional Detections 1996:	21,630
Detection Rate:	37%
Road Traffic Offences:	139,829
Garda Strength:	3,956
Garda Vehicles:	267
Garda Stations:	45
Garda Districts:	17

The region includes five Garda Divisions, together with the Central Detective Unit (now assimilated in the National Bureau for Criminal Investigation, NBCI), the Special Detective Unit and the DMA Traffic Department. The Assistant Commissioner is based at Harcourt Square.

During the course of the year, Operation Dóchas, an anti-drugs initiative, was undertaken, with an emphasis on maximising the uniformed Garda presence in communities throughout the region by forging positive relationships with the community in a partnership approach to the various problems affecting those communities. Initial evaluation of the operation is very encouraging and the initiative contributed to a reduction in crime in many instances. Two large-scale surveys were commenced in the D.M.A. to examine the extent of linkages between crime and drugs and the number of persons addicted to drugs. The findings of these surveys will be available for decision making in this important area.



The Veronica Guerin murder investigation, which commenced in 1996, was one of the most complex and detailed investigations in the history of the State and has uncovered a great deal of very worthwhile information on crime and offender linkages. Much of this information has contributed to the investigation of other offences. The main investigation is ongoing.

Operation Freeflow was launched successfully, in conjunction with other relevant agencies, to ease traffic congestion throughout the city and it is set to continue into 1997.

In addition to the many special events held in the region during the year, Dublin was the primary centre for most events and meetings associated with Ireland's Presidency of the European Union. The organisation and policing commitment for the six month period was considerable and all events, including two full Inter-Governmental Conferences, passed off without incident.

CRIME ANALYSIS 1996, DMA REGION

Reported Crime			Detected Crime		
1996	1995	% Difference	1996	1995	% Difference
58,759	58,582	0%	21,630	20,222	+7%

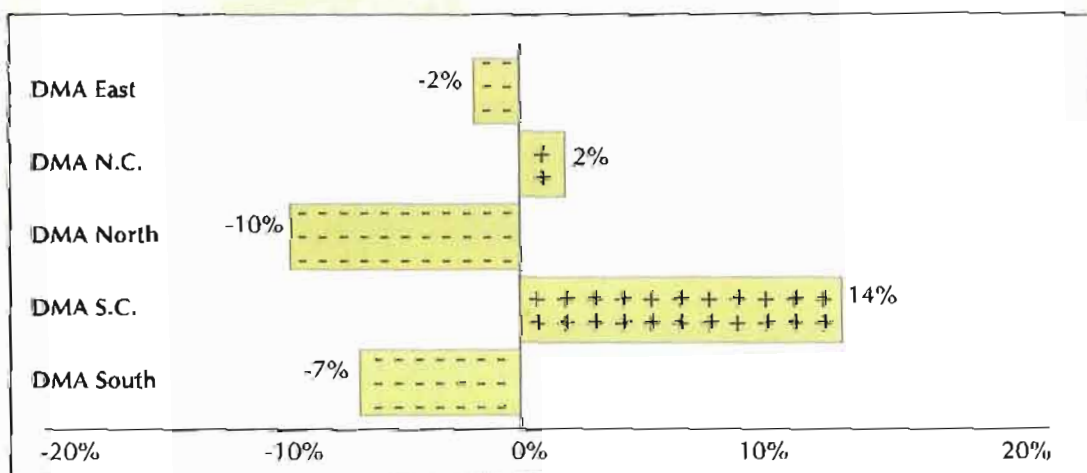
During 1996, there were 58,759 crimes recorded in the DMA Region, an increase of less than half of 1% over the previous year. The detection rate in the DMA Region was 37% in 1996, an increase of 2% over the previous year. The number of detections increased by 7% to 21,630. The DMA Region has the smallest land area of all regions, the highest population density, 40% of all Garda personnel and it accounted for 58% of national crime in 1996.

Crime in Dublin has fallen in eleven districts, and risen in six. The most significant increases in the incidence of crime over the 12 months of 1996 occurred in Bridewell, Bray, Store Street and Pearse Street. However, coinciding with the introduction of Operation Dóchas towards the end of the year, the incidence of crime declined significantly in many districts in November and December.

Several Dublin districts reported an increased incidence of robberies with syringes and a commensurate drop in the use of firearms. Crime incidence was highest in August and lowest in December. Crime fell in three divisions and increased in two.

DMA REGION RECORDED CRIME

Percentage change by Division between 1995 and 1996



Overall, holding crime to the same level as 1995, a detection rate improvement of 2% and successful initiatives such as Operation Dóchas and Operation Freeflow indicates a strong performance in achieving DMA policing priorities.




NORTHERN REGION

'CRIME DOWN 2%
DETECTION RATE DOWN 1%

NORTHERN REGION IN FIGURES	
Population:	311,551
Area:	11,339 km ²
Primary/Secondary Roads:	745.2 km
Regional Crime 1996:	3,142
Crime per 1,000 Population:	10.1
Regional Detections 1996:	1,511
Detection Rate:	48%
Road Traffic Offences:	13,028
Garda Strength:	1,094
Garda Vehicles:	130
Garda Stations:	108
Garda Districts:	14

The region includes the Garda Divisions of Sligo/Leitrim, Donegal and Cavan/Monaghan. The Assistant Commissioner is based at Sligo.

The Northern Region is unique in that 90% of the border with Northern Ireland, some 358 kilometres and 255 border crossings, lies within the region. The region was the main focus of the BSE operation for the entire border area. This was co-ordinated at the Sligo Regional Office. The operation, in conjunction with other agencies, has been very successful and is continuing.

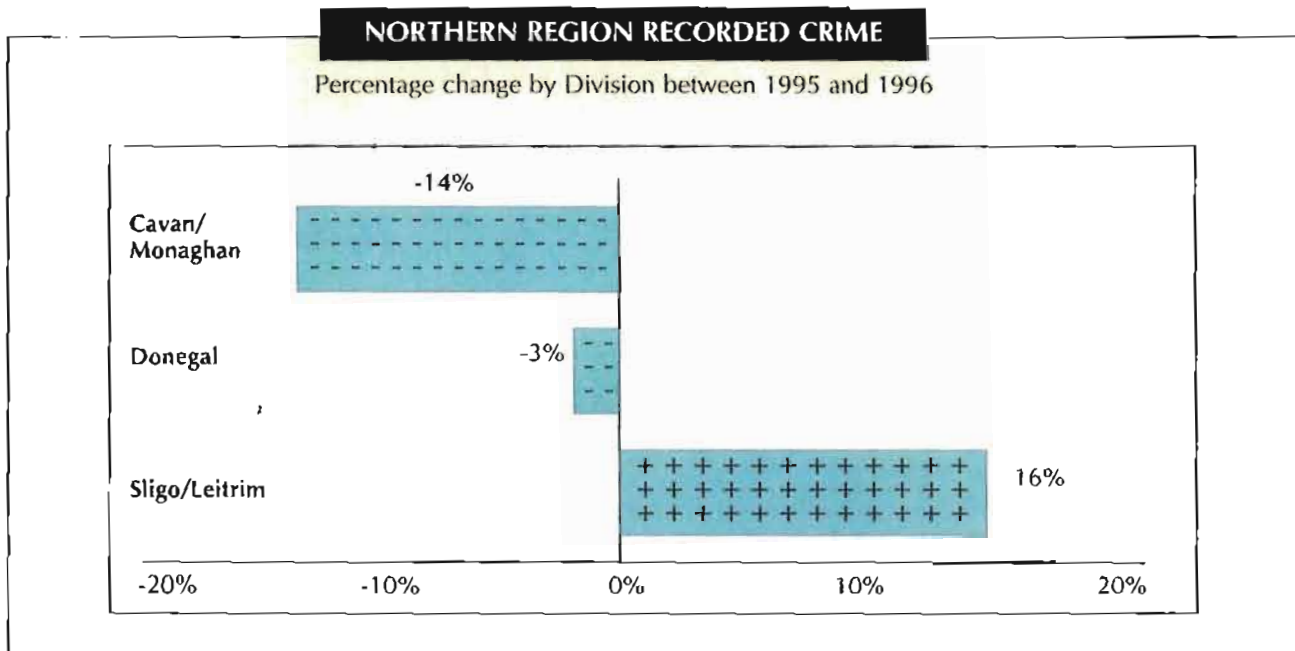


CRIME ANALYSIS 1996, NORTHERN REGION

Reported Crime			Detected Crime		
1996	1995	% Difference	1996	1995	% Difference
3,142	3,194	-2%	1,511	1,557	-3%

Crime fell in the region by 52 crimes to 3,142 in 1996, representing a 2% decrease over the previous year. This is largely attributed to a substantial reduction of 13% in burglaries in the region. Total thefts also dropped marginally. Aggravated burglaries and robberies fell by 29% and 25% respectively.

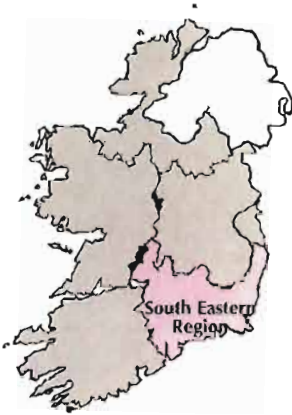
Reductions in the incidence of crime were recorded in Cavan/Monaghan and Donegal Divisions, while an increase of 115 crimes was recorded in Sligo/Leitrim Division. Crime in the region is concentrated in Letterkenny and Sligo, the two main urban areas, which accounted for 39% of total crime in the region.



Of the 14 districts in the Northern Region, crime fell in nine districts, most notably Letterkenny and Monaghan Districts while increases were recorded in five districts, principally, Sligo and Milford.

It is significant that of the districts which posted the greatest reductions in crime in the region, all (with the exception of Bailieboro) are border districts. The increased Garda presence during BSE Operations was a contributory factor which restricted the movement of criminals and, therefore, the incidence of crime in those districts.

In general, the Northern Region has displayed quite a strong performance with a 2% reduction in crime. Even though the number of detections in the region decreased in 1996, the 48% detection rate compares favourably with the national average of 41%.



SOUTH EASTERN REGION

CRIME UP 2%
DETECTION RATE UP 3%

SOUTH EASTERN REGION IN FIGURES	
Population:	440,533
Area:	11,682km ²
Primary/Secondary Roads:	906.5km
Regional Crime 1996:	6,837
Crime per 1,000 Population:	15.5
Regional Detections 1996:	3,328
Detection Rate:	49%
Road Traffic Offences:	21,170
Garda Strength:	867
Garda Vehicles:	106
Garda Stations:	117
Garda Districts:	16

The Assistant Commissioner is based at Kilkenny City and the region comprises the Garda Divisions of Wexford, Tipperary and Waterford/Kilkenny.

Two specific policing initiatives - Mount Leinster and South East - were launched to curb crime committed by mobile criminals and to increase the level of enforcement of road traffic legislation. Both have been successful with additional benefits yet to be realised. Six murders occurred in this region during the year. Persons have been charged and/or files submitted to the Director of Public Prosecutions in all cases.

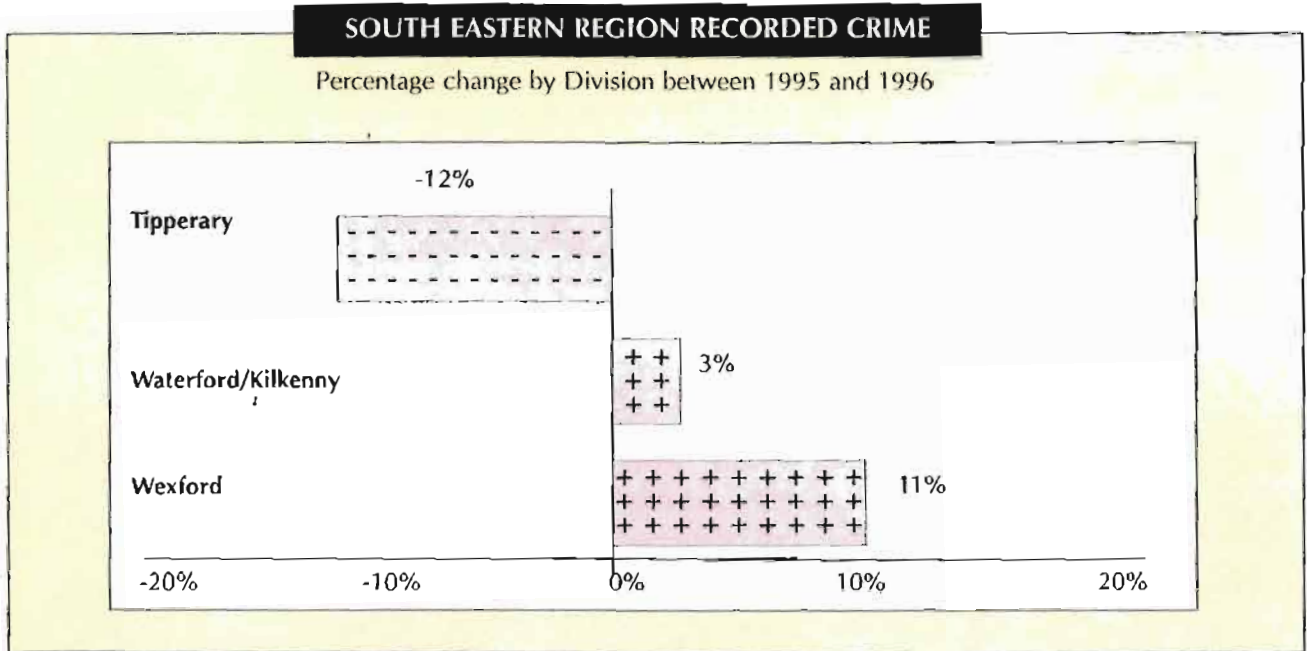
CRIME ANALYSIS 1996, SOUTH EASTERN REGION

Reported Crime			Detected Crime		
1996	1995	% Difference	1996	1995	% Difference
6,837	6,725	+2%	3,328	3,082	+8%

Of the three divisions in the South Eastern Region, crime increased in two with Tipperary Division recording a 12% reduction in crime. In Wexford Division, crime increased by 11%. The main reason for this was a significant increase in public order related crimes like criminal damage. The number of burglaries increased by 8% in 1996 and the incidence of violent crimes (i.e. aggravated burglaries and robberies) increased marginally by 2 crimes to 26 in 1996. There were 3% fewer larcenies.

In Waterford/Kilkenny Division, crime increased by 81 crimes to 2,774 in 1996, an increase of 3% from the previous period. There was also an increase of 16 robberies to 25 in 1996.



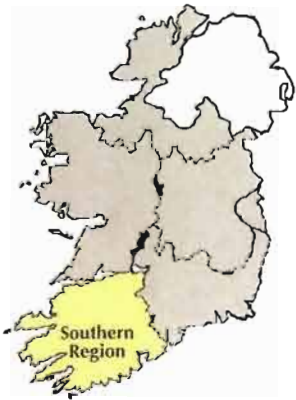


Tipperary Division displayed a strong performance in 1996. Crime recorded there decreased by 12% with the overall number of crimes down 217 to 1,547. Burglaries and larcenies were substantially reduced, by 184 and 107 respectively.

During 1996, crime fell in seven districts but increased in nine districts in the South Eastern Region. There were notable decreases in Clonmel and Dungarvan Districts and the most significant increases were in Enniscorthy and Kilkenny Districts.

While the incidence of crime increased by 2%, a number of specific strategies were introduced late in the year and an improvement by 3% in the detection rate augurs well for the future.





SOUTHERN REGION

CRIME DOWN 9%
DETECTION RATE UP 1%

SOUTHERN REGION IN FIGURES	
Population:	701,216
Area:	14,935 km ²
Primary/Secondary Roads:	1,152.7km
Regional Crime 1996:	15,020
Crime per 1,000 Population 1996:	21.4
Regional Detections 1996:	6,454
Detection Rate:	43%
Road Traffic Offences:	46,765
Garda Strength:	1,643
Garda Vehicles:	179
Garda Stations:	162
Garda Districts:	22

The region includes the Garda Divisions of Kerry, Limerick, Cork West, Cork City and Cork North, with the Assistant Commissioner based at Anglesea Street. During the period, divisional boundaries in respect of the former Cork East Division were adjusted resulting in the creation of Cork North and Cork City Divisions.^{1} Major refurbishments were completed at Listowel, Killorglin and Castletownbere Garda stations. Contracts were signed for a new station at Douglas and for the refurbishment of Clonakilty station.



Crime has decreased significantly in the region over the period, a contributory factor being the introduction early in the year of Active Travelling Criminals (ATC) Checkpoints, which involves over 100 mobile checkpoints daily throughout the region. A number of successful drug seizures were also made during the year, the largest being 600Kg of cocaine following a joint Garda / Customs / Naval Service operation.

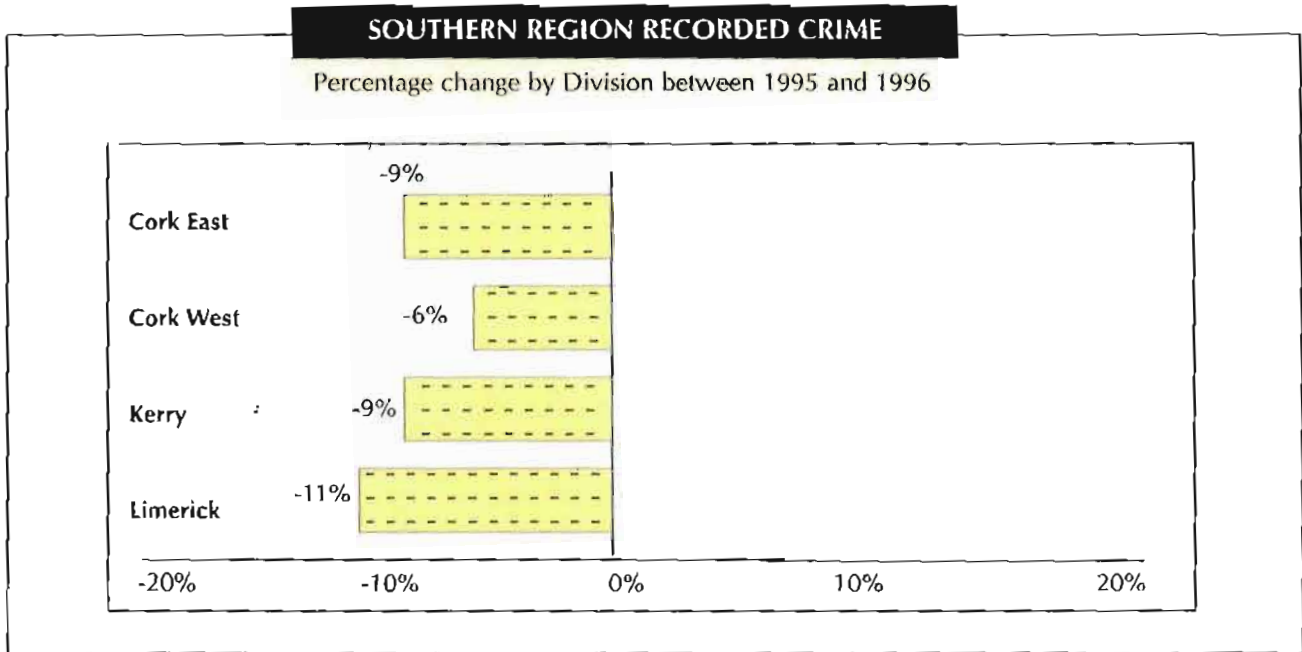
Unfortunately, policing in this region was overshadowed by the murder while on duty of Detective Garda Jerry McCabe and the injuring of Detective Garda Ben O'Sullivan in Adare on the 7/6/96.

CRIME ANALYSIS 1996, SOUTHERN REGION

Reported Crime			Detected Crime		
1996	1995	% Difference	1996	1995	% Difference
15,020	16,573	-9%	6,454	7,020	-8%

Crime fell in the Southern Region by 1,553 to 15,020, representing a 9% decrease over the previous year. This is largely attributed to a reduction in aggravated burglaries, burglaries and larcenies right across the region although robberies showed an increase in Cork East Division.

^{1} As the new divisions were not in existence for the full calendar year, statistics in this report refer to the old division of Cork East only.



A reduction in recorded crime was achieved in each division in this region. Crime in the region was concentrated in Anglesea Street District which accounted for 20% of total regional crime. Anglesea Street includes the commercial centre of Cork which in common with other major urban centres, attracts a high number of criminals.

The detection rate, at 43%, was up 1%, due largely to a 2% improvement in the detection rate in Cork East. ATC checkpoints reduced serious crimes and intercepted many offenders going to or returning from other crimes. Aggravated burglaries in the region fell by 29% to 79.

A reduction in crime in 16 of the 22 Districts in the Southern Region indicates a strong Garda performance in the Southern Region. Substantial reductions in the incidence of crime were achieved in the districts of Anglesea Street, Togher, Mayfield, Cobh, Tralee, Henry Street, Roxboro Road and Bruff. The most significant increases were recorded in Fermoy, Cahirciveen and Kanturk Districts. Cahirciveen District has the lowest crime per one thousand population in Ireland in 1996. Belmullet District being the lowest in 1995.

An exceptionally strong and sustained regional performance achieved a detection rate improvement of 1%, a crime reduction of 9% and is an indication that a regional policing approach had a positive impact on the Southern Region.




WESTERN REGION

CRIME DOWN 6%
DETECTION RATE UP 4%

WESTERN REGION IN FIGURES	
Population:	431,635
Area:	17,736km ²
Primary/Secondary Roads:	1328.2km
Regional Crime 1996:	5,110
Crime per 1,000 Population:	11.8
Regional Detections 1996:	2,453
Detection Rate:	48%
Road Traffic Offences:	16,826
Garda Strength:	1,009
Garda Vehicles:	113
Garda Stations:	145
Garda Districts:	20

This region includes the Garda Divisions of Clare, Galway West, Roscommon/Galway East and Mayo, with the Assistant Commissioner based at Galway. A new station at Castlebar, Co. Mayo, was officially opened during the year, as was the refurbished Frenchpark station in Co. Roscommon.

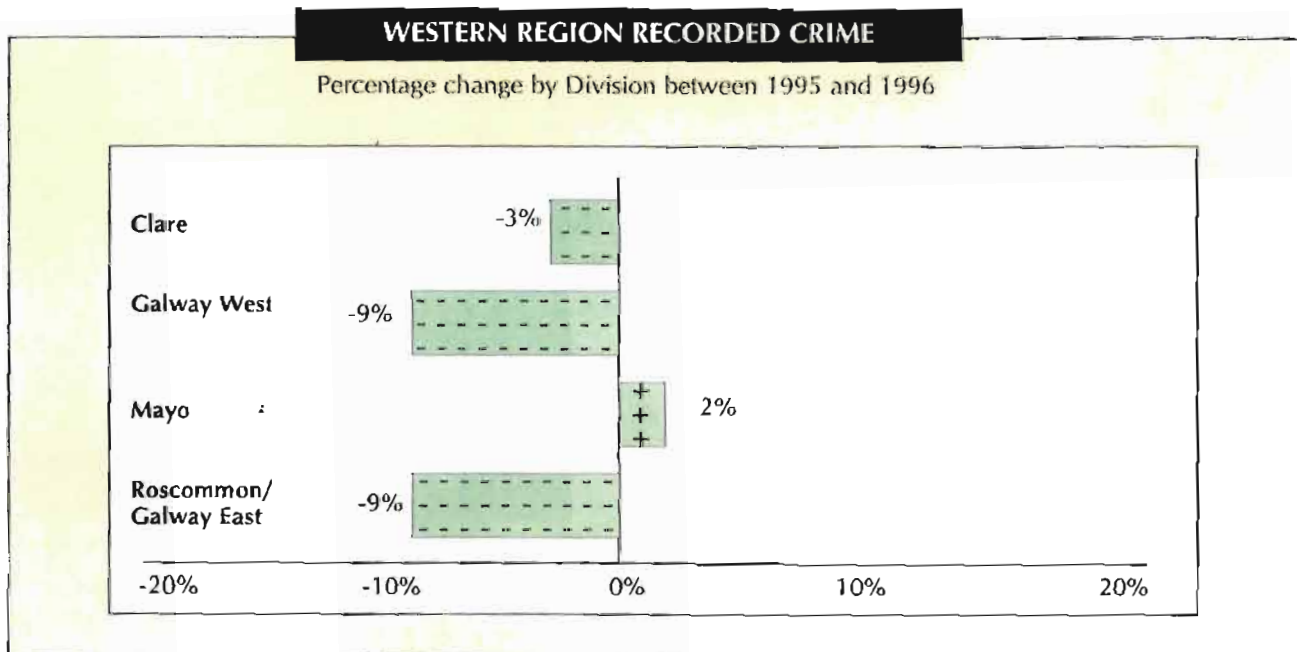


Crime in the Western Region fell by 315 to 5,110, representing a 6% decrease over the previous year. This is largely attributed to a reduction in burglaries and larcenies across the region. Aggravated burglaries fell by 25% to 27 and robberies decreased by 44% to 29 compared to the previous year.

CRIME ANALYSIS 1996, WESTERN REGION

Reported Crime			Detected Crime		
1996	1995	% Difference	1996	1995	% Difference
5,110	5,426	-6%	2,453	2,409	+2%

Anti-crime operations were a feature in the region during the year, commencing in January with Operation Shannon which was replaced by Operation Retrieval in April. These operations had an inter-regional dimension and were organised in conjunction with the Eastern and South Eastern Regions with a continued emphasis on the Shannon crossings. Operation Meabh was also introduced in April 1996 and involved a series of rolling checkpoints throughout the region. This strategy was effective in curtailing the movements of local and mobile criminals.



A number of large drug seizures were made during the period, including some 38 Kg of cocaine at Moneypoint in August.

The incidence of crime decreased significantly in Galway West and Roscommon/Galway East Divisions. Clare also recorded a smaller decrease in crime while Mayo showed an increase. Crime in the region is concentrated in Galway city, being the major population centre in the West of Ireland, which accounted for 37% of total crime in the region. The detection rate improved in three divisions with Roscommon/Galway East Division achieving the highest detection rate of any division in 1996 at 61%.

Of the 20 districts in the Western Region, crime decreased in 12, the most significant being those in Galway City, Ballinasloe, Ennis and Westport. Of the eight districts where crime increased, the most significant changes occurred in Salthill, Ballina and Kilrush Districts.

Overall, a crime reduction of 6% associated with a detection rate improvement of 4% is a positive development and represents progress in achieving policing priorities in the Western Region.

NEW DEVELOPMENTS DURING 1996

1. GARDA AIR SUPPORT UNIT.

Contracts for the purchase of Garda aircraft were signed during the year and a number of Gardaí were selected and are undergoing training. The Unit, operating from Casement Aerodrome, Baldonnel will initially use a twin engined fixed wing plane and a twin engined helicopter and will be operational during 1997.



2. STINGER SPIKE SYSTEM - VEHICLE STOPPING DEVICE.

A quantity of STINGER vehicle stopping devices were purchased and issued during the year. These enable the Gardaí to immobilise high speed fleeing vehicles by deflating the tyres through a series of hollow metal spikes. The device can be operated in safety by one suitably trained Garda, who, without crossing the roadway extends the flexible frame across the path of the oncoming vehicle. This device will be part of the standard equipment in patrol cars.



3. SPEEDING AND GARDA INITIATIVES



One of the main causes of death and injury on Irish roads is speeding. In 1996, a total of 452 people were killed and 13,598 were injured. This compares with 437 deaths in 1995 and 404 deaths in 1994. The Gardaí introduced a number of initiatives to deal with speeding during the year, including, the GATSO Speed Detection System and On The Spot Fines.

GATSO is a mobile unit, equipped with on board cameras and computer facilities. The unit is parked on the side of the road and monitors the speed of passing traffic. Where a vehicle exceeds the speed limit, details are recorded and a photograph of the vehicle, including offence details is produced to assist in a future prosecution in court.

On The Spot Fines are designed to streamline the process for dealing with individuals caught speeding. In certain circumstances, it allows for the imposition of a fine on the spot of £50 as an alternative to a court appearance, reducing the time Gardaí spend in courts, thereby allowing more time to perform other policing duties.

4. CRIMINAL ASSETS BUREAU.

The Criminal Assets Bureau, headed by Chief Superintendent M.F. Murphy who reports to the Commissioner, was established by legislation, on the 15th October, 1996. However, the Bureau had operated on an ad hoc administrative basis from the 31st July, 1996 until the commencement of the relevant Act.

The objectives of the Bureau are:

- (1) the identification of the assets of persons which derive or are suspected to derive, directly or indirectly, from criminal activity;
- (2) the taking of appropriate action under law, to deprive or deny those persons of the assets or the benefits of such assets, in whole or in part, as may be appropriate, and
- (3) the pursuit of any investigation or the doing of any preparatory work in relation to any proceedings arising from the objectives mentioned in (1) and (2) above.



The Bureau is the embodiment of the multi-agency approach and is staffed by Bureau Officers, appointed by the Minister for Justice and drawn from An Garda Síochána; the Revenue Commissioners (Taxes and Customs & Excise) and the Department of Social Welfare. A Bureau Legal Officer, reporting to the Chief Bureau Officer, has also been appointed to the staff.

The Bureau adopts a pro-active approach in the pursuit of its objectives, by the application of appropriate legislation through the Courts, particularly the Proceeds of Crime Act, 1996 and the Revenue Acts.

5. STRATEGY FOR SERVING THE IRISH LANGUAGE COMMUNITY

In 1993 the Minister for Arts, Culture and the Gaeltacht issued a set of guidelines and directives for action programmes to all Government Departments and Offices with a view to improving the quality of service provided by these offices to the Irish-speaking community. An Garda Síochána responded to these directives, with the approval of the Commissioner, with an action programme entitled "Stráitéis le Seirbhís Ghairmiúil a Tharbhairt do Phobal na Gaeilge, 1993 - 1997" - ("A Strategy for Serving the Irish Language Community, 1993 - 1997").

In 1995, a working group was set up, under the chairmanship of Deputy Commissioner, Administration, and with representation from Bord na Gaeilge, to oversee the implementation of the policy objectives as set out in the document. There were many positive developments during 1996, including:

- setting of minimum standards in oral Irish proficiency for members serving in Gaeltacht stations.
- computerisation of bilingual versions of official forms, summonses etc.
- Production of schools programme video in Irish for use in Irish-medium schools.
- production of English/Irish dictionary of specialist terms for An Garda Síochána.

6. REVIEW OF THE MANAGEMENT OF GARDA TRANSPORT SERVICES

In November, 1996, a Transport Working Group, which had been set up to review the management of Garda transport services, submitted a report to the Commissioner. The Working Group was chaired by Deputy Commissioner, Administration and comprised of members from Garda Transport Section, Organisation Development Unit and the Department of Justice. The report included recommendations on different aspects of the transport operation such as:

- Staffing options for workshops;
- Procurement of vehicles, spare parts and fuel;
- Repair, fitting out and maintenance of the Garda Fleet and
- The mix of vehicles within the fleet.

These recommendations are under consideration.

THE E.U. PRESIDENCY

Ireland hosted the EU Presidency from 1st July to 31st December 1996.

Ireland's involvement with the European Union has intensified over the past decade as the Union itself expanded, both geographically and in terms of its competencies. At a 1996 EU Seminar the Minister for Justice said that the Justice and Home Affairs (JHA) brief attracted most of the Government's EU workload and that most other EU member states had two ministries - Justice and Internal affairs - to cope with that responsibility. This is one of the reasons why Ireland's EU performance in the JHA area has been marked by success and a lack of controversy. Having one Department and one national police force co-ordinating a joint approach helped avoid duplication, disharmony and ineffectiveness.

Six teams leading 67 Garda Delegates – each with responsibility for a specified issue – were assembled under the leadership of Deputy Commissioner P. J. Moran. They were briefed and prepared to handle and move 69 current issues at five working parties and to contribute to the success of the Irish Presidency JHA Work Programme. The Chairmen were:

Steering Group II and Working Party Chairmen

Steering Group II Chairman:	Deputy Commissioner P.J. Moran
Working Party Chairmen:	
1. Terrorism:	Deputy Commissioner N. Conroy
2. Police Co-operation:	Assistant Commissioner P. O'Toole
3. Drugs and Organised Crime:	Chief Supts. J. McGroarty and K. Carty
4. Europol:	Mr. Henry Mitchell, Permanent Representative, Brussels
5. Customs Co-operation:	Mr. Dermot Gilroy, Revenue Commissioners

The main JHA issues during the Presidency included

- furthering the Action Proposals on Drugs from the Madrid Council
- the emerging paedophile problem and the increasing problem of trafficking in humans
- the production, by An Garda Síochána, of the *European Union 1995 Organised Crime Report*
- to continue the work programmes of the Italian and Spanish Presidencies and to
- assist the Netherlands to a smooth take-over from Ireland in 1997.



The early months of 1996 were spent preparing agendas, analysing issue positions, heightening security, creating a transport and support network, and in meetings with our colleagues from Member States and EU agencies. This resulted in an effective and productive Irish Presidency in the area of Justice and Home Affairs.

An Taoiseach, Mr. John Bruton, announced that countering drugs misuse was to be one of the main themes of the Irish Presidency. The Terrorism, Police Co-operation, Europol, Drugs and Organised Crime Working Groups and the Customs Co-operation Working Party all quickly adopted a cohesive and co-ordinated approach on drugs and other issues which resulted in the following joint actions, resolutions, decisions, co-operations, strategies and EU Reports:

A Joint Action was adopted which promotes Memoranda of Understanding between Customs and business in the fight against drug trafficking.	The Oisín Programme will provide 8m ECUs for a multi-annual programme for the training and exchange of Law Enforcement Officers to combat drug trafficking.	Europol has developed a strategy on money laundering.	The Irish Presidency drew up the 1995 Report on Organised Crime in the EU. The Report underlines the international nature of Organised Crime.
A Council Resolution was agreed which provides for improved co-operation between Police Customs authorities.	A Joint Action has been agreed on the exchange of information on the chemical profiling of drugs.	Co-operation with Third Countries in respect of the drug problem was advanced.	A convention on extradition contains important provisions which are designed to speed up and simplify extradition between EU Member States.
A Council Resolution was agreed which provides for measures to combat and dismantle illicit cultivation and production of drugs within the European Union.	The JHA Council reached political agreement on a resolution on sentencing for serious illicit drug trafficking.	A Report on Drugs on the extent to which harmonisation of legislation would contribute to a reduction in trafficking was sent to the Dublin European Council.	Joint action on the fight against trafficking in human beings and sexual exploitation of children.
A Council Resolution was agreed which provides for measures to address the drug tourism problem.	A manual was compiled and a network of contact points was established for controlled delivery operation.	Ongoing co-operation between Member States continued in respect of terrorism.	Community Funding to a total value of 28 million ECUs has been agreed for financing Justice and Home Affairs projects.

Traffic duties, extra security and escorts were efficiently and effectively performed during the Presidency. Traffic disruption was minimised. This aspect of servicing 2,000 meetings during the Presidency was a clear indication that Gardaí can respond effectively to virtually any challenge. Overall, the Irish Presidency produced outstanding results which will enhance the quality of life of all the citizens of the European Union. Throughout 1996, An Garda Síochána played an important and central role in that achievement. The widely-shared and widely-expressed consensus has been that this was the most successful Presidency since the previous Irish Presidency.

KEY DEVELOPMENTS DURING 1996

- Criminal Assets Bureau success
- Cork Radio Network Operational
- BSE response; Operation Matador
- Response to Veronica Guerin and Jerry McCabe murders
- GATSO Speeding Detection System operational (800 cases 1996). 17 unmarked camera cars in use.
- Vehicle Rectification Scheme expanded
- Operation Dóchas
- Operation Freeflow
- NOW Project
- PULSE Project maps out the IT Strategy for the next four years
- Expansion of CCTV
- Operations Shannon, Retrieval, Midwest, Baseline, Southeast, Mount Leinster and Meabh counter crime against the elderly
- Eleven more Divisions implement devolved budgeting
- Disciplinary Reference Manual published
- Centralised investigation speeds up Complaints Act investigations
- Fraud Bureau develops
- Regionalisation
- Anti-racketeering Unit produces good work on growth hormones
- Increase in explosives seized
- Air Wing introduced
- Increased training intake and increased civilian intake from Government crime package

PULSE PROJECT: POLICE USING LEADING SYSTEMS EFFECTIVELY

The third phase of the Information Technology Strategy (known as the PULSE Project) commenced in August, 1996. The PULSE (Police Using Leading Systems Effectively) Project entails the development of a Garda Central Records Systems to replace the existing Garda Mainframe Systems within four years. It will mean that all Garda stations in the DMA and Divisional and District headquarters stations outside the DMA will be linked through Wide Area and Local Area networks using micro-computer equipment. The PULSE Project is the most ambitious project ever undertaken by An Garda Síochána in the area of information technology. It will be two years before the first release of the project and the result will be a reduction in paperwork and a streamlining of operations.

AFIS PROJECT: AUTOMATED FINGERPRINT IDENTIFICATION RECOGNITION

The AFIS/AFR system was installed in the Technical Bureau in December 1995 and was operational from 1 January, 1996. Following the completion of trials, the system was commissioned on 13 September, 1996. The system comprises a database of fingerprints, a data base of palm prints and a database of unsolved scenes of crime marks (latents). The system codifies the unique characteristics of each fingerprint, palmprint and latent impression and stores these codes in a computer database or repository of information. The system is currently operating successfully in the Technical Bureau.

GARDA BUREAU OF FRAUD INVESTIGATION DEVELOPS

The Bureau, set up in 1995, continued to develop during 1996 and its 1996 caseload included 1,344 cases.

Moneylaundering: 378 cases involving £22.0m

Commercial Fraud: 394 cases involving £5.14m

Cheque Fraud: 572 cases involving £1.50m

1,540 charges were moved against 251 persons during 1996

VEHICLE RECTIFICATION SCHEME EXTENDED

This scheme provides an alternative to court proceedings for minor vehicle defects.

CORK RADIO NETWORK OPERATIONAL

A new radio network to improve Garda communications in Cork was made operational during 1996.

NATIONAL SECURITY

A key responsibility of An Garda Síochána is to ensure national security. An Garda Síochána is the National Security Service for this country. Policing in Ireland has been marked by the need to allocate additional resources to cope with terrorism and related crime. Key tasks involve ensuring the safety of the public particularly by preventing terrorist attacks and intelligence-gathering.

Policing in Ireland has, over the past 25 years, been marked by incidents of terrorism on the island of Ireland and the need to create solutions within the State to combat such activities. Ireland is seen world-wide as a centre of policing excellence in this field largely because of the expertise acquired in policing such situations and the successes produced. 1996 witnessed numerous Garda successes in combating the activities of unlawful groups within the State, with highly significant finds of conventional and improvised weaponry. Indeed, the Garda uncovering of a bomb factory and major underground weapons dump at Clonaslee, Co. Laois in June 1996 was one of the most significant such finds in recent years.

The mounting of Garda and joint Garda/Army operations, involving patrolling, searches, and security checkpoints at strategic locations initiated to combat the threat of terrorism both from Republican and Loyalist organisations continue to place heavy demands on Garda resources. Training, development and equipping of specialist units within the Garda Síochána specifically targeted towards National Security was further enhanced during 1996.



PERSONNEL ISSUES

Personnel Section ('B' Branch) is based at Garda Headquarters, Phoenix Park and is under the control of an Assistant Commissioner. It provides the full range of personnel services, both to members of An Garda Síochána and civilian staff.

Strength of An Garda Síochána

The breakdown of strength, by rank, as at the end of 1996 is as follows:

Commissioner	1
Deputy Commissioner	2
Assistant Commissioner	9
Acting Surgeon	1
Chief Superintendent	44
Superintendent	163
Inspector	251
Sergeant	1,862
Garda	8,484
Total	10,817

TRANSFERS

The number of transfers effected during the period from 1st January to 31st December, 1996 was 1,438, which includes first allocation on completion of training; allocations of existing personnel on promotion and consequential transfers.

RECRUITMENT

Recruitment continued throughout the period from the Trainee Competition announced in 1994. A total of 500 trainees were admitted to the Garda College, which includes an increase of 150 trainees as announced by Government in the Crime Package during the year.



RETIREMENTS

A total of 330 members left An Garda Síochána during 1996 for the following reasons:

Retired -	267	Incapacitated -	19
Resigned -	20	Discharged on probation -	1
Dismissed -	1	Death (serving members) -	22

A total of 54 former members of An Garda Síochána died during the year.

CIVILIANISATION

As at 31st December, 1996, there were 1,576 civilian staff working within An Garda Síochána. During 1996, an additional 47 civilian clerical staff members were appointed from the allocation of 200 announced by Government. The remainder will be appointed during 1997.

In addition to 726 clerical staff, the following civilians are also engaged by An Garda Síochána:

- 160 Traffic Wardens;
- 154 full time general operatives; service attendants, storemen and cleaners.
- 23 full time employees in specialist areas, e.g. Nursing, information technology; accountancy, teaching, etc.
- 513 part time cleaners and services attendants.

PROMOTION

Competitions were held during the period for promotion to the rank of Superintendent, Inspector and Sergeant. The number of applicants and successful candidates were as follows:

To Rank of	Applicants	Successful Candidates
Superintendent	125	20
Inspector	472	40
Sergeant	1,156	120

In promotion competitions for the rank of Inspector and Sergeant, Regional Boards interview all candidates and select successful candidates for interview by a Central Interview Board. Eight (8) such Regional Boards sat in respect of promotion to Sergeant rank and five (5) in respect of Inspectors. These include separate boards for members serving with the United Nations in Cyprus and the former Yugoslavia States.

Promotion to the rank of Superintendent is decided by a single Central Interview Board.

All competitions were concluded in December, 1996, with the promulgation of the lists of successful candidates.

During the period, the following appointments were made:

Commissioner	1
Deputy Commissioner	1
Assistant Commissioner	5
Chief Superintendent	9
Superintendent	24
Inspector	47
Sergeant	122
Total	209

To be eligible for interview for promotion to the rank of Sergeant or Inspector, candidates must satisfy the criteria, which includes a written Promotion Examination. During the period, 127 Gardaí were successful in the written examination for promotion to the rank of Sergeant and 48 Sergeants successful in the written examination for promotion to the rank of Inspector.

NEW OPPORTUNITIES FOR WOMEN (NOW)

In 1995, An Garda Síochána was selected by the Department of Enterprise and Employment to participate in the European Union sponsored New Opportunities for Women (NOW) programme.

The Garda NOW Project, entitled 'The Development of Training and Equal Opportunities within An Garda Síochána', was launched in 1996 and is one of about forty such projects which commenced in Ireland during the year.

The primary aim of the project is to create an awareness of equal opportunities throughout the organisation, impacting on both formal and informal cultures. One of the main objectives is to put in place a multi-dimensional programme which will support change at each level of the organisation and this aim is being achieved by targeting three specific groups - women; management and trainers.

Throughout the year a series of one and two day seminars on equal opportunity issues were conducted for the three target groups.

The project also has an important transnational dimension and during the year two meetings were held with our partners in Europe and several meetings with the R.U.C. An information brochure on 'Developing an Equality Culture' was compiled and disseminated to all members of the organisation.

SAFETY, HEALTH AND WELFARE

During 1996, An Garda Síochána continued to promote safety, health and welfare within the workplace and the organisation. Third level qualifications in related topics were achieved by some staff members at the Personnel Section dealing with these issues.

Various 'in house' training programmes relating to health & safety issues pertaining to work carried out by An Garda Síochána were conducted and in October, An Garda Síochána actively participated in the first 'European Week' on Health and Safety, availing of the opportunity to heighten employee awareness of these issues.



DISCIPLINE

The procedures for dealing with breaches of discipline by members of An Garda Síochána are outlined in the Garda Síochána (Discipline) Regulations, 1989 (S.I. No. 94/1989).

During 1996, a total of 217 new cases were reported to the Discipline Section and of this total 68 were formally dealt with, comprising of 3 discharges where formal proceedings were initiated; 34 which were subject of Sworn Inquiries and 31 dealt with in accordance with Regulation 13 procedures. The remainder were dealt with informally or were cases where no formal disciplinary action was required, and involved one involuntary resignation.

Discharges:	Dismissals	1
	Involuntary resignations	4
	Total	5

Sworn Inquiries:

A Sworn Inquiry is a hearing established to determine if any alleged breach(es) of discipline has/have been committed by a member of An Garda Síochána. The Sworn Inquiry Board consists of three Garda officers, usually one Chief Superintendent and two Superintendents. Information at a Sworn Inquiry is given on oath.

Where a member is found in breach, the Board may impose a penalty ranging from advice to reduction in pay not exceeding four weeks pay. The Board may recommend to the Commissioner that the member be reduced in rank; dismissed or be required to retire or resign, as an alternative to dismissal.

Total number of Sworn Inquiries	34
Number found in breach	24
Number found not to be in breach	7
Discontinued	3
Total reduction in pay by Sworn Inquiries	£9,047

Unsworn Inquiries:

An Unsworn Inquiry is a hearing appointed by the Commissioner at which an officer not below the rank of Chief Superintendent presides. If a member is found in breach, the Presiding Officer may impose a penalty ranging from advice to reduction in pay not exceeding two weeks pay. No unsworn inquiries were held during 1996.

Regulation 13:

The provisions of Regulation 13, allow for the member's Chief Superintendent to deal with alleged breach(es) of discipline where the member concerned admits the breach and opts to have it so dealt with. The Chief Superintendent may deal with the breach(es) if he considers it appropriate to do so and can impose sanctions up to a reduction in pay amounting to one weeks pay.

Number of cases dealt with by local Chief Superintendent	31
Number of cases where fines were imposed	24
Number of members cautioned, etc.	7
Total reduction in pay under Regulation 13	£3,364.

Appeals:

Number of Appeals held in 1996	4
Number of Appeals allowed	1
Number of Appeals affirmed	2
Number of Appeals where penalty mitigated	1

Suspension:

Number of members suspended during the year	9
Number of members on suspension at end of year	12

COMPLAINTS

Complaints by members of the public against members of An Garda Síochána are dealt with in accordance with the Garda Síochána (Complaints) Act, 1986 and statistics in respect of same are published by way of annual report compiled by the Chief Executive of the Garda Síochána Complaints Board.

CIVIL PROCEEDINGS

In 1996, there was a total of 63 cases where legal proceedings were proposed against the Commissioner and/or the State arising out of the discharge of duties by members of An Garda Síochána. This total does not include proposed proceedings arising from traffic accidents involving Garda vehicles or accidental injuries suffered by members of the public or of An Garda Síochána. Neither does it include civil proceedings initiated as a consequence of the Lansdowne Road incident on the 15/2/95, of which there have been 35 cases notified as at years end.

The following outlines the number of civil proceedings initiated during 1996 and cases finally disposed of in the Courts during the year:

Total number of new cases initiated	63
• Number of claims settled in Court	0*
• Number of claims settled out of Court	8*
• Number of claims dismissed in Court	5*
Total amount awarded and paid in settlements	£93,650.

* These figures relate to claims initiated in previous years and finally disposed of during 1996. None of these are new cases recorded in 1996.

OVERSEAS SERVICE

Members of An Garda Síochána were deployed on three United Nations Peacekeeping Missions during 1996 and continue to be recognised for the professional and dedicated manner in which they carry out their duties. An Garda Síochána are fully committed in endeavouring to establish peace and democracy in countries, to which we have been mandated, which have experienced internal conflicts and civil disorder.



CYPRUS - UNFICYP

The mandate of UNFICYP is to prevent the renewal of fighting between the different ethnic groups in Cyprus, by maintaining a peaceful atmosphere within which a just and lasting solution to the Cyprus problem can be found and to provide appropriate assistance for humanitarian agencies. There are currently 15 members of An Garda Síochána deployed in Cyprus.

The Garda contingent are responsible, primarily in or with respect to the Buffer Zone, for the following activities not involving UN personnel or UN property:

- Investigation of criminal offences committed or suspected of being committed by non-UN personnel.
- Preservation of civil order in the Buffer Zone.
- Resolution of disputes between civilians from the North and South.
- Access control of civilians in the Buffer Zone.
- Supporting UNFICYP in the control of civilians during demonstrations, disturbances, etc.
- Assistance and monitoring of CYPOL investigations in the Buffer Zone.
- Escorts of civilian officials into the Buffer Zone.
- Investigation, including custody, of would-be defectors.

BOSNIA & HERZEGOVINA - UNIPTF

There are 31 members of An Garda Síochána deployed on this Mission. Assistant Commissioner Peter Fitzgerald was appointed by the United Nations as UN Civilian Police Commissioner for the International Police Task Force (IPTF) in Bosnia & Herzegovina.

The mandate for the Mission includes:

- To monitor the local police force, to ensure that they carry out their duties without discrimination against any person or any nationality.
- To ensure that local police respect the human rights of all residents in the mission area.
- Training law enforcement personnel and forces.
- Advising Government authorities in Bosnia & Herzegovina on the organisation of effective law enforcement agencies.
- Ensuring proper conditions prevail regarding the holding of free and fair elections.
- To provide appropriate assistance to UNHCR (United Nations High Commission for Refugees); IRCR (Red Cross) and other recognised humanitarian agencies in support of their work to facilitate the return, in conditions of safety and security, of civilians who have been displaced by the conflict.

EASTERN SLAVONIA - UNTAES

There are 15 members of An Garda Síochána deployed on this mission and their mandate includes:

- To monitor the local police force, to ensure that they carry out their duties without discrimination against any person or any nationality.
- To ensure that local police respect the human rights of all residents in the mission area.
- Training law enforcement personnel and forces.
- Ensuring that the proper conditions prevail regarding the holding of free and fair elections.
- To provide appropriate assistance to UNHCR (United Nations High Commission for Refugees); IRCR (Red Cross) and other recognised humanitarian agencies in support of their work to facilitate the return, in conditions of safety and security, of civilians who have been displaced by the conflict.

DEVELOPMENT IN GARDÁ EDUCATION AND TRAINING

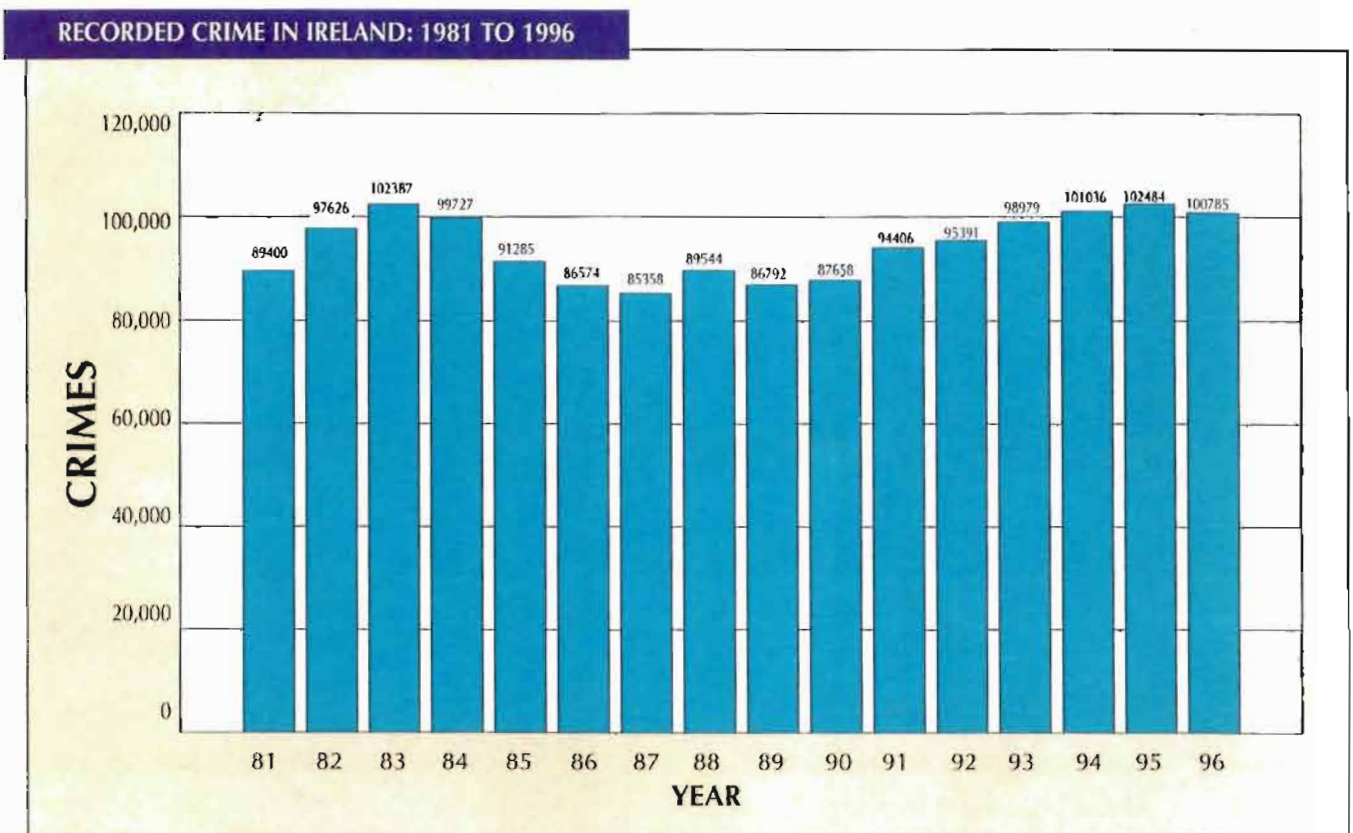
As part of the Government announced Crime Package, the number of trainees admitted to An Garda Síochána College increased by 150 during the year, with a further additional intake of 250 due in 1997. While this increase initially put some pressure on the education/training system, the challenges presented were welcomed considering the benefits which will accrue to both the organisation and society from this accelerated recruitment programme.

The Garda Síochána College was active in contributing to initiatives at EU and international level during the course of the year, including:

- Through EU funding, implementing an operational police exchange programme, which saw operational police personnel from Ireland, the U.K., Spain, France and Portugal working together in the fight against international drug trafficking. The programme resulted in increased co-operation among the participating States and a better understanding of national legal structures and practices, in addition to providing the EU with an assessment of this type of exchange as a means of co-operative police training.
- English language courses for foreign police officers continued to be held at the College, with 10 Hungarian police officers attending there during the year. Garda members contributed to training programmes for Eastern European Police officers at the Police Training College in Budapest.
- As part of Ireland's responsibilities during the EU Presidency, a senior Garda officer led an EU delegation to Israel and the new Palestine authority, which led to an EU commitment to provide substantial co-ordinated assistance to the Palestine security services in their efforts to counter terrorism and underpin the peace process in the West Bank and Gaza.

1996 CRIME IN CONTEXT

The 100,785 crimes reported or known to Gardaí was 2% less than the corresponding figure for the previous year. It is useful to view this development within the context of the recent and medium term past. The following chart shows recorded crime for 1996 and the previous 15 years.

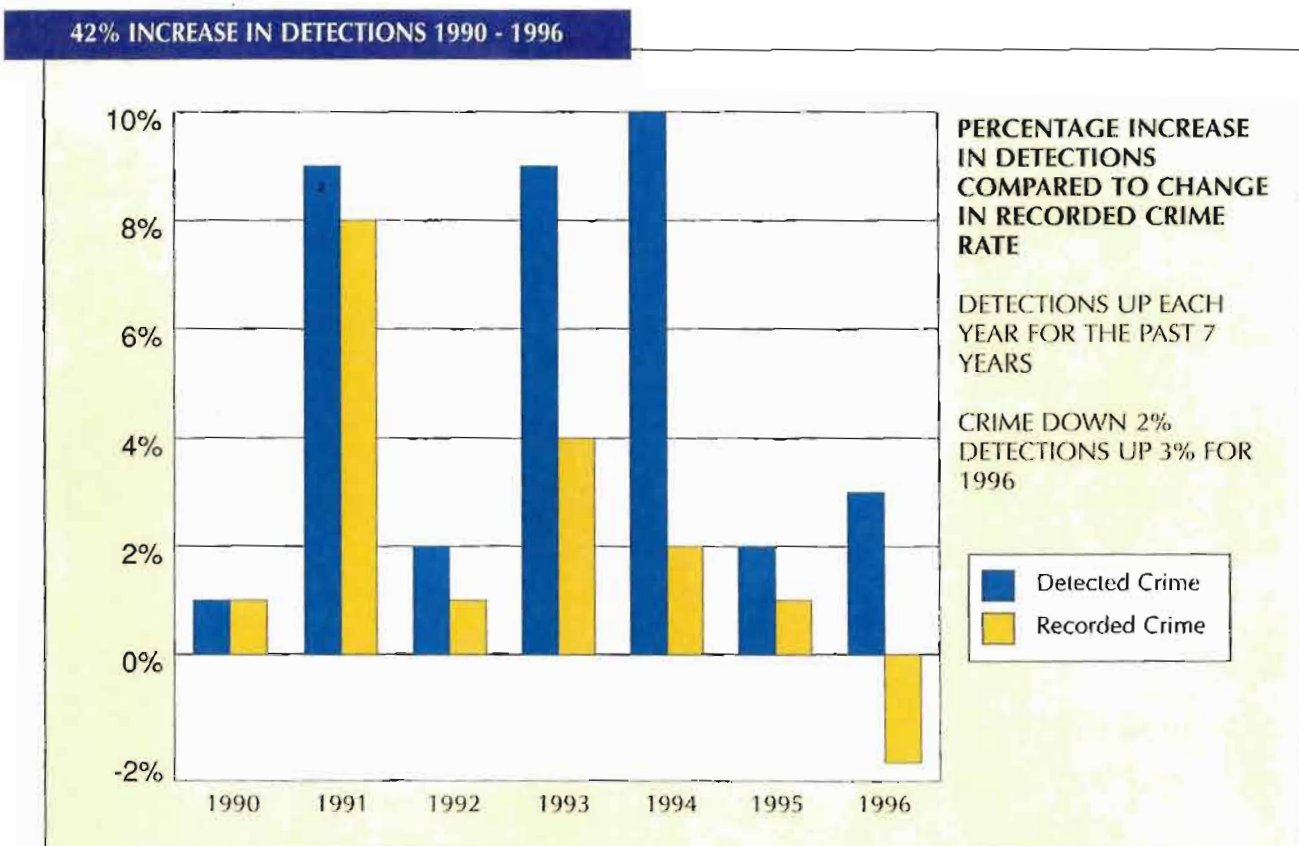


In contrast with a more than five fold increase in recorded crime in the 20 years before 1981, a period of relatively stable recorded crime figures can be seen in the 15 years following 1981 where recorded crime fluctuated between the 85,358 crimes recorded in 1987 and the 102,484 recorded in 1995.

A broad range of factors influence crime. It is generally recognised that economic development is just one of these factors. It is worthy of note that while economically, Ireland has developed considerably since 1981, annual crime rates are now similar to what they were in the early 1980s. Increased economic development means more property ownership and increased opportunity for crime.

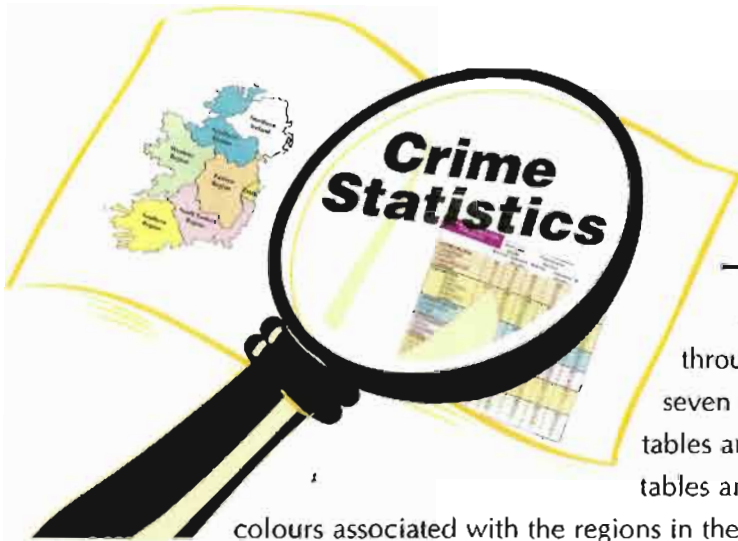
The crime reduction of 2% in 1996 is a welcome development.

In 1996, a total of 41,056 crimes were detected by An Garda Síochána, representing a detection rate^[2] of 41%, an improvement of 2% over the previous year. Garda detection rates have increased for each of the past seven years, a total increase of 42% since 1990, which in numerical terms is equivalent to over 12,000 crimes. The improvement in the detection rate represents a very strong performance by An Garda Síochána over that period.



A continuous increase in detections, a 1996 decrease in crime, a drop in offences against the person, and a fall in burglaries are all welcome developments but much work still remains to be done. One has to analyse crime trends over a sequence of years, and take into account such issues as trends in different crimes, violence used in the commission of crime and the public perception of crime. Nevertheless, the most important indicators are all going in the right direction. This reflects a sustained improvement in efficiency and effectiveness not alone in An Garda Síochána, but in the broader community's response to crime.

[2]The detection rate is the percentage proportion of total recorded crime which has been detected. The national detection rate was 41% in 1996 compared to 39% in 1995. The detection difference compares the volume of detected crime between one year and the previous year and was up 3% in 1996 compared to the previous year.



The 1996 crime statistics are presented in seven sections throughout the following pages. Each of the seven sections and the titles of all statistical tables and charts are colour coded. Where tables and charts refer to Garda Regions the six

colours associated with the regions in the earlier pages of the Annual Report are used. While most of the statistical tables are accompanied by a commentary some general introductory comments are relevant.

In presenting the crime statistics a distinction has always been made between indictable and non-indictable offences. Non-indictable offences, such as failing to wear a seat belt or begging, may be processed to a conclusion by a District Court while indictable offences, such as murder or armed robbery, may be tried by a judge and jury in higher courts. The DPP directs that a small proportion of indictable offences are heard without a jury trial in the Special Criminal Court. Generally, the distinction between summary disposal (i.e. by a District Court) or disposal on indictment (by a court higher than a District Court) reflects the gravity of the criminal act concerned and the penalty which may be applied.

Approximately 120 types of indictable offences are divided into four groups and presented in detail in four large format tables to show the numbers of offences recorded, the results of proceedings taken and the age and gender of persons who have been convicted. It should be noted that the number of indictable offences recorded is based on those offences reported or known to the Gardaí during the year under review. Accordingly, some indictable offences reported or known to the Gardaí during 1996 may have taken place in earlier years: sexual offences, for example, are often reported to the Gardaí several years after they have taken place.

The detailed presentation of indictable offences known to the Gardaí in 1996 begins in the four large format tables overleaf. Indictable offences may be broken into four main groups (offences against the person, offences against property, larcenies and other offences) and each table deals with one of these four groups. The number of offences detected may be calculated by adding the values in the column headed No.3 to those in the column headed No.17 (i.e. the number of offences in which proceedings commenced are added to the number of offences where perpetrators are known but proceedings are not shown).

INDICTABLE OFFENCES WHICH BECAME KNOWN TO GARDAI DURING 1996

	No. of Offences Reported or Known to the Gardai	No. of Offences in Which Criminal Proceedings Were Commenced	Informations Refused	Results of Proceedings in Cases Dealt with on Indictment						Results of Proceedings	
				Convictions	Acquittals	Found Insane & Incapable of Pleading on Indictment	Nolle Prosequi Entered	Adjourned Sine Die or Otherwise Disposed of (On Indictment)	Committed For Trial and Still Awaiting Trial	Convictions	Dismissals
GROUP 1											
OFFENCES AGAINST THE PERSON											
Murder	42	24	0	1	0	0	0	0	18	0	
Infanticide	0	0	0	0	0	0	0	0	0	0	
Attempt to murder	7	4	0	0	0	0	0	0	1	0	
Murder - threats etc.	0	0	0	0	0	0	0	0	0	0	
Manslaughter	4	2	0	0	0	0	0	0	1	0	
Manslaughter (traffic fatalities)	3	1	0	1	0	0	0	0	0	0	
Dangerous driving causing death(s)	12	12	0	2	0	0	0	0	4	1	
Dangerous driving causing sbh.	3	3	0	1	0	0	0	0	0	0	
Wounding etc. (f)	97	55	0	2	0	0	0	0	8	4	
Wounding etc. (gdai on duty)	1	1	0	0	0	0	0	0	0	0	
Assaults wounding etc (m)	430	250	0	16	0	0	0	0	9	20	
Assaults wounding (gdai on duty)	23	20	0	1	0	0	0	0	0	6	
Poss fa or ammo w/ endanger life	9	3	0	0	0	0	0	0	0	0	
Endangering railway passengers	0	0	0	0	0	0	0	0	0	0	
Intimidation	5	3	0	0	0	0	0	0	1	0	
Intimidation by letter etc.	4	2	0	0	0	0	0	0	0	0	
Cruelty to or neglect of children	2	2	0	1	0	0	0	0	0	0	
Abandon children under two years	0	0	0	0	0	0	0	0	0	0	
Child Stealing	0	0	0	0	0	0	0	0	0	0	
Procuring assisting in abortion	0	0	0	0	0	0	0	0	0	0	
Concealment of birth	0	0	0	0	0	0	0	0	0	0	
Buggery of males only	34	21	0	0	0	0	0	0	7	0	
Bestiality	1	0	0	0	0	0	0	0	0	0	
Rape of females	180	67	0	2	0	0	0	0	12	0	
Sexual assault on females or males	551	230	0	6	1	0	0	0	27	4	
Unlawful carnal knowledge under 15	20	9	0	0	0	0	0	0	2	0	
Unlawful carnal knowledge (15-17)	14	3	0	0	0	0	0	0	0	0	
Incest	11	4	0	0	0	0	0	0	0	0	
Procuration	0	0	0	0	0	0	0	0	0	0	
Abduction (females)	0	0	0	0	0	0	0	0	0	0	
Bigamy	0	0	0	0	0	0	0	0	0	0	
Kidnapping	0	0	0	0	0	0	0	0	0	0	
Aggravated Sexual Assault	8	1	0	0	0	0	0	0	0	0	
Use fa resist arrest or aid escape	0	0	0	0	0	0	0	0	0	0	
Possession fa or ammo in susp circs	43	20	0	1	0	0	0	0	1	0	
Carry fa with criminal intent	21	8	0	0	0	0	0	0	0	0	
False imprisonment	16	7	0	0	0	0	0	0	1	0	
Total	1541	752	0	34	1	0	0	0	92	35	
GROUP 2 - OFFENCES AGAINST PROPERTY											
Burglary	29735	8209	0	59	4	1	5	1	100	1154	
Possess article with intent	331	282	0	0	0	0	0	0	3	22	
Armed robbery	152	27	0	0	0	0	0	0	3	1	
Armed attack on house	16	5	0	1	0	0	0	0	0	1	
Threat to publish w/ to extort	0	0	0	0	0	0	0	0	0	0	
Arson	249	67	0	11	0	0	1	1	3	3	
Killing and maiming cattle	1	0	0	0	0	0	0	0	0	0	
Causing an explosion	0	0	0	0	0	0	0	0	0	0	
Attempting to cause explosion	1	0	0	0	0	0	0	0	0	0	
Malicious damage to schools	384	49	0	0	0	0	0	0	0	1	
Other malicious injury to property	8085	3401	0	37	2	2	1	1	34	617	
Interference with railway	0	0	0	0	0	0	0	0	0	0	
Possession of explosive substance	3	1	0	0	0	0	0	0	1	0	
Making explosives	1	1	0	0	0	0	0	0	0	0	
Aggravated burglary other	1330	431	0	6	0	0	0	0	38	23	
Robbery	3202	925	1	3	0	0	0	0	34	53	
Unlawful seizure of aircraft	0	0	0	0	0	0	0	0	0	0	
Unlawful seizure of vehicles	23	6	0	0	0	0	0	0	0	1	
Armed aggravated burglary	329	77	0	5	0	0	0	0	6	2	
Total	43842	13481	1	122	6	3	7	3	222	1878	

Cases Dealt with Summarily				Offences detected & where no proceedings are shown	Persons Convicted or Against Whom the Charge was held proved or order made without Conviction								
Charge Proved & Order Made Without Conviction	Charge Withdrawn	Adjourned Sine Die or Otherwise Disposed of	Still Pending in District Court		Under 14 Years		14-16 Yrs		17 - 20 Yrs		21 Yrs and Over		Total Persons
					Male	Female	Male	Female	Male	Female	Male	Female	
0	0	0	5	9	0	0	0	0	0	0	1	0	1
0	0	0	0	0	0	0	0	0	0	0	0	0	0
0	0	0	3	1	0	0	0	0	0	0	0	0	0
0	0	0	0	0	0	0	0	0	0	0	0	0	0
0	0	0	1	2	0	0	0	0	0	0	0	0	0
0	0	0	0	0	0	0	0	0	0	0	1	0	1
0	0	0	5	0	0	0	0	1	0	2	0	0	3
0	0	0	1	0	0	0	0	1	0	0	0	0	1
0	0	0	41	22	0	0	1	0	2	0	4	0	7
0	0	0	1	0	0	0	0	0	0	0	0	0	0
3	4	0	197	85	0	0	4	0	15	0	23	2	44
0	0	0	13	0	0	0	0	0	0	0	5	2	7
0	0	0	3	3	0	0	0	0	0	0	0	0	0
0	0	0	0	0	0	0	0	0	0	0	0	0	0
0	0	0	2	1	0	0	0	0	0	0	0	0	0
0	0	0	2	0	0	0	0	0	0	0	0	0	0
0	0	0	1	0	0	0	0	0	0	0	0	1	1
0	0	0	0	0	0	0	0	0	0	0	0	0	0
0	0	0	0	0	0	0	0	0	0	0	0	0	0
0	0	0	0	0	0	0	0	0	0	0	0	0	0
0	0	0	0	0	0	0	0	0	0	0	0	0	0
0	0	0	14	12	0	0	0	0	0	0	0	0	0
0	0	0	0	1	0	0	0	0	0	0	0	0	0
0	2	0	51	80	0	0	0	0	1	0	1	0	2
1	7	0	184	235	0	0	0	0	0	0	11	0	11
0	0	0	7	11	0	0	0	0	0	0	0	0	0
0	0	0	3	10	0	0	0	0	0	0	0	0	0
0	0	0	3	7	0	0	0	0	0	0	0	0	0
0	0	0	0	0	0	0	0	0	0	0	0	0	0
0	0	0	0	0	0	0	0	0	0	0	0	0	0
0	0	0	0	0	0	0	0	0	0	0	0	0	0
0	0	0	0	0	0	0	0	0	0	0	0	0	0
0	0	0	1	3	0	0	0	0	0	0	0	0	0
0	0	0	0	0	0	0	0	0	0	0	0	0	0
0	0	0	18	22	0	0	0	0	1	0	2	0	3
0	0	0	8	8	0	0	0	0	0	0	0	0	0
0	0	0	6	4	0	0	0	0	0	0	5	0	5
4	13	0	570	516	0	0	5	0	21	0	55	5	86
62	69	27	6656	1816	17	4	231	5	553	10	659	13	1492
2	0	1	253	48	0	0	3	0	10	0	13	0	26
0	0	0	23	13	0	0	0	0	0	0	1	0	1
0	0	0	3	0	0	0	1	0	0	0	2	0	3
0	0	0	0	0	0	0	0	0	0	0	0	0	0
0	0	0	48	37	0	0	8	0	3	0	9	1	21
0	0	0	0	1	0	0	0	0	0	0	0	0	0
0	0	0	0	0	0	0	0	0	0	0	0	0	0
0	0	0	0	0	0	0	0	0	0	0	0	0	0
0	1	1	46	110	0	0	0	0	1	0	0	0	1
50	36	17	2583	1201	8	1	129	2	325	5	327	14	811
0	0	0	0	0	0	0	0	0	0	0	0	0	0
0	0	0	0	2	0	0	0	0	0	0	0	0	0
1	0	0	0	0	0	0	0	0	1	0	5	0	6
0	1	2	361	118	0	0	7	0	12	0	16	0	35
4	2	1	827	205	1	0	13	0	18	0	35	0	67
0	0	0	0	0	0	0	0	0	0	0	0	0	0
0	0	0	5	1	0	0	0	0	2	0	1	0	3
0	0	0	64	39	0	0	0	0	3	0	5	0	8
119	109	49	10869	3591	26	5	392	7	928	15	1073	28	2474

ctd <over>

INDICTABLE OFFENCES WHICH BECAME KNOWN TO GARDAI DURING 1996 CTD.

	No. of Offences Reported or Known to the Gardai	No. of Offences in Which Criminal Proceedings Were Commenced	Informations Refused	Results of Proceedings in Cases Dealt with on Indictment						Results of Proceedings	
				Convictions	Acquittals	Found Insane & Incapable of Pleading on Indictment	Nolle Prosequi Entered	Adjourned Sine Die or Otherwise Disposed of (On Indictment)	Committed For Trial and Still Awaiting Trial	Convictions	Dismissals
	2	3	4	5	6	7	8	9	10	11	
GROUP 3 LARCENIES ETC.											
Larceny of horses cattle or sheep	89	21	0	0	0	0	0	0	5	4	
Larceny of other livestock	12	3	0	0	0	0	0	0	0	0	
Larceny from persons (pickpocket)	3648	553	0	2	0	0	0	0	3	39	
Larceny in house to value of £5	21	7	0	0	0	0	0	0	0	0	
Larceny from house by employee	28	7	0	0	0	0	0	0	1	2	
Larceny of firearms	23	4	0	0	0	0	0	0	0	1	
Larceny of explosives	1	0	0	0	0	0	0	0	0	0	
Larceny of motor cars	1365	54	0	1	0	0	0	0	3	6	
Larceny of motor cycles etc.	313	14	0	0	0	0	0	0	0	3	
Larceny of motor lorries	18	3	0	0	0	0	0	0	1	1	
Larceny of other m.p.v.'s	84	11	0	0	0	0	0	0	0	1	
Larceny of pedal cycles	339	166	0	1	0	0	0	0	0	29	
Larceny of m.p.v. accessories	613	106	0	0	0	0	0	0	1	23	
Larceny from unattended vehicles	17253	4007	1	6	0	0	1	1	26	348	
Larceny of petrol, diesel, l.p.g.	232	67	0	0	0	0	0	0	0	19	
Larceny from shops or stalls	7946	5305	0	11	0	0	1	0	21	427	
Larceny of cash, cheques etc.	1540	584	1	31	0	0	0	0	6	92	
Larceny of drugs	3	0	0	0	0	0	0	0	0	0	
Larceny to t.v.'s, radios etc.	84	32	0	0	0	0	0	0	2	2	
Larceny of jewellery or watches	130	37	0	0	0	0	0	0	0	6	
Larceny of cigarettes	37	8	0	0	0	0	0	0	0	1	
Larceny of copper, lead etc.	77	25	0	1	0	0	0	0	0	4	
Other larcenies	12383	2069	0	7	0	0	5	0	20	276	
Embezzlement	36	22	0	0	0	0	0	0	1	5	
False pretences	441	306	0	0	0	0	0	0	1	54	
Frauds by agents, trustees etc.	2	2	0	0	0	0	0	0	0	1	
Fraud by bogus advertisers	0	0	0	0	0	0	0	0	0	0	
Fraud by bogus sales persons	1	1	0	0	0	0	0	0	1	0	
Larceny from persons (muggings)	3345	570	1	0	0	0	0	0	11	73	
Frauds by bogus company	0	0	0	0	0	0	0	0	0	0	
Frauds by obtaining credit	30	20	0	0	0	0	0	0	0	10	
Fraudulent conversion	75	31	0	8	0	0	0	0	0	3	
Falsification of accounts	6	5	0	0	0	0	0	0	0	0	
Other frauds	191	144	0	0	0	0	0	0	5	14	
Handling stolen goods	1665	1414	1	17	1	0	0	0	9	152	
Cheating	1	1	0	0	0	0	0	0	0	0	
Forgery and uttering	2935	2238	0	119	0	0	0	0	31	403	
Coinage Acts - Offences Against	0	0	0	0	0	0	0	0	0	0	
Debtors Ireland Act 1872 - other	40	29	0	0	0	0	0	0	0	5	
Post Office Acts - Offences	23	17	0	0	0	0	0	0	5	2	
Extortion	11	6	0	1	0	0	0	0	0	0	
Total	55041	17889	4	205	1	0	7	1	153	2006	
GROUP 4 - OTHER OFFENCES											
Official Secrets Act	0	0	0	0	0	0	0	0	0	0	
Treason Act 1939 Offences	0	0	0	0	0	0	0	0	0	0	
Offences Against State	1	1	0	0	0	0	0	0	1	0	
Affray, riot or unlawful assembly	2	2	0	0	0	0	0	0	0	0	
Incitement	1	1	0	0	0	0	0	0	0	0	
Bribery	1	1	0	0	0	0	0	0	0	0	
Perjury	2	2	0	0	0	0	0	0	1	0	
Indecent exposure	13	5	0	0	0	0	0	0	0	2	
Brothel keeping	4	1	0	0	0	0	0	0	0	0	
Prison Breach	0	0	0	0	0	0	0	0	0	0	
Escape from lawful custody	9	7	0	0	0	0	0	0	1	2	
Rescue from lawful custody	1	0	0	0	0	0	0	0	0	0	
Public Mischief	20	14	0	1	0	0	0	0	8	0	
Conspiracy	19	15	0	3	0	0	0	0	1	4	
Destroy-dispose of dead bodies	0	0	0	0	0	0	0	0	0	0	
Electoral Acts	2	2	0	0	0	0	0	0	0	1	
Personation on Indictment	0	0	0	0	0	0	0	0	0	0	
Embracery	0	0	0	0	0	0	0	0	0	0	
Misprision of felony	0	0	0	0	0	0	0	0	0	0	
Wireless Telegraphy Act	0	0	0	0	0	0	0	0	0	0	
Corruption	0	0	0	0	0	0	0	0	0	0	
Obstruct clergy during services	0	0	0	0	0	0	0	0	0	0	
Other Indictable Offences	61	45	0	2	0	0	0	0	3	4	
Misuse of Drugs Act 1977	137	113	0	20	0	0	0	0	60	0	
Forcible Entry Act 1971	0	0	0	0	0	0	0	0	0	0	
Compounding a felony	0	0	0	0	0	0	0	0	0	0	
Fishery Acts	25	21	0	18	0	0	0	0	2	0	
U/T of MPV - indictment	16	10	0	3	0	0	0	1	4	0	
Firearms Off, Weapons Act 1990	47	40	0	0	0	0	0	0	2	0	
Total	361	280	0	47	0	0	0	1	83	13	
Total Indictable Offences	100785	32402	5	408	8	3	14	5	550	3932	

INDICTABLE OFFENCES PENDING FROM PREVIOUS YEARS DEALT WITH IN 1996

Offences pending previous year
* Offences pending previous year

Group 1	694#	668*	0	69	9	0	8	0	61	79
Group 2	10390#	9913*	3	273	7	0	21	0	144	2935
Group 3	15261#	15087*	7	157	3	0	7	0	146	4117
Group 4	185#	183*	0	37	1	0	1	2	48	23
TOTAL	26530#	25851*	10	536	20	0	37	2	399	7154

AN GARDA SÍOCHÁNA ANNUAL REPORT 1996

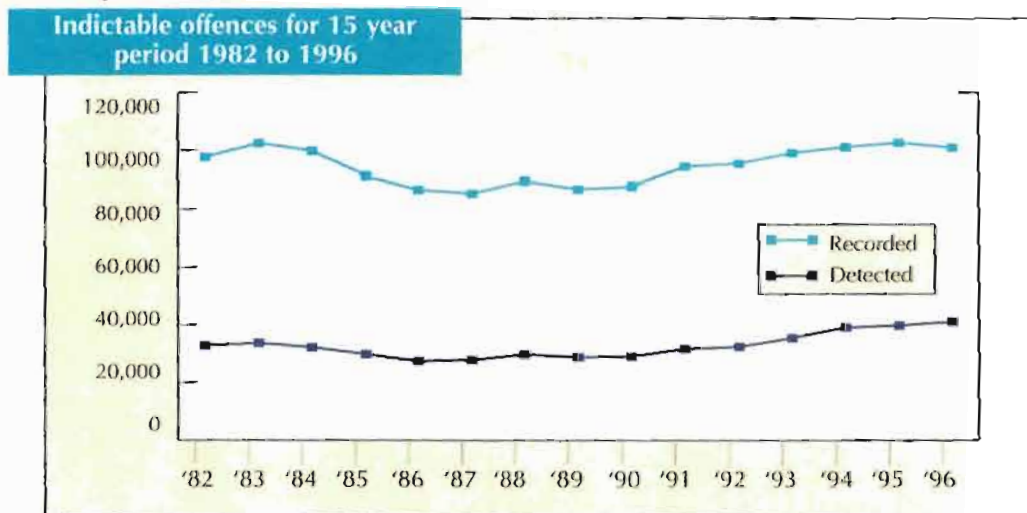
Cases Dealt with Summary				Offences detected & where no proceedings are shown	Persons Convicted or Against Whom the Charge was held proved or order made without Conviction									
Charge Proved & Order Made Without Conviction	Charge Withdrawn	Adjourned Sine Die or Otherwise Disposed of	Still Pending in District Court		Under 14 Years		14-16 Yrs		17 - 20 Yrs		21 Yrs and Over		Total Persons	
					Male	Female	Male	Female	Male	Female	Male	Female		
0	0	0	12	13	0	0	0	0	2	0	3	0	5	
1	0	0	2	0	0	0	0	0	0	0	1	0	1	
4	1	1	502	80	2	0	7	0	14	1	16	9	49	
0	0	0	7	3	0	0	0	0	0	0	0	0	0	
0	0	0	4	16	0	0	0	0	1	0	0	1	2	
0	0	0	3	3	0	0	0	0	0	0	1	0	1	
0	0	0	0	0	0	0	0	0	0	0	0	0	0	
0	2	0	42	10	0	0	5	0	2	0	3	0	10	
0	0	0	11	7	0	0	0	0	0	0	3	0	3	
0	0	0	1	0	0	0	0	0	0	0	1	0	1	
0	0	0	9	4	0	0	0	0	0	0	1	0	1	
0	1	0	135	111	2	0	9	0	16	0	5	0	32	
0	1	0	80	53	0	0	4	0	9	0	15	0	28	
16	18	12	3557	951	9	0	80	1	201	0	123	3	417	
0	0	0	48	14	0	0	3	0	11	0	9	0	23	
53	13	8	4754	1487	10	0	42	9	95	38	203	156	553	
7	12	5	429	243	4	0	16	2	30	11	66	9	138	
0	0	0	0	1	0	0	0	0	0	0	0	0	0	
1	0	0	26	11	0	0	0	0	0	0	3	0	3	
2	0	1	28	15	0	0	3	0	2	0	2	2	9	
0	0	0	7	8	0	0	0	0	0	0	0	1	1	
0	0	0	19	10	0	0	2	0	1	0	3	0	6	
25	9	17	1693	651	3	0	28	1	107	10	179	17	345	
0	0	0	16	12	0	0	0	0	0	2	3	0	5	
3	1	1	246	71	0	0	8	1	11	3	28	7	58	
0	0	0	1	0	0	0	0	0	0	0	1	0	1	
0	0	0	0	0	0	0	0	0	0	0	0	0	0	
0	0	0	0	0	0	0	0	0	0	0	0	0	0	
2	0	0	483	88	1	0	21	0	32	1	28	3	86	
0	0	0	0	0	0	0	0	0	0	0	0	0	0	
0	0	0	10	1	0	0	0	0	2	0	9	0	11	
0	0	0	20	39	0	0	0	0	0	0	10	1	11	
0	0	0	5	1	0	0	0	0	0	0	0	0	0	
2	0	1	121	27	0	0	1	0	4	0	7	4	16	
4	9	7	1208	251	2	0	15	1	43	14	92	23	190	
0	0	0	1	0	0	0	0	0	0	0	0	0	0	
12	3	2	1663	289	3	0	13	0	96	19	359	60	550	
0	0	0	0	0	0	0	0	0	0	0	0	0	0	
0	0	0	24	1	0	0	0	0	0	0	5	0	5	
0	0	0	10	2	0	0	0	0	0	0	2	0	2	
0	0	0	5	4	0	0	0	0	0	0	1	0	1	
132	70	55	15182	4477	36	0	257	15	679	99	1182	296	2564	

Under review and such offences as were detected in year under review

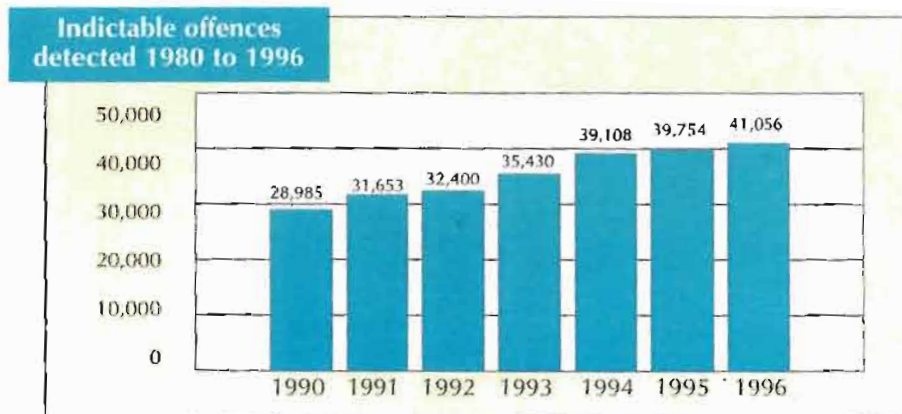
5	0	0	0	0	0	0	0	0	0	0	0	0	0
80	25	1	321	103	2	0	8	0	26	1	124	5	168
21	211	33	6236	303	88	0	607	32	1286	32	1783	48	3876
1	181	71	9823	397	46	5	418	62	1108	392	2113	747	4891
207	3	0	58	8	1	0	11	1	8	1	49	6	77
	420	105	16440	811	137	5	1044	95	2430	426	4069	806	9012

1996 INDICTABLE OFFENCES: A COMPARATIVE CONTEXT

Before discussing 1996 indictable offences in detail, it is useful to view them within the context of the statistics which have been recorded over the last fifteen years. Following that, some general trends are then identified between 1996 and the previous year. In the final table presented in this section of the Annual Report, indictable offences are compared across each of the last three years.



The last fifteen years have seen a very significant development in the number of indictable offences which have been detected. As shown in the chart below, the number of indictable offences which have been detected have increased steadily during each of the last seven years.



The 41,056 offences detected in 1996 is an increase of more than 12,000 over the corresponding figure for 1990. By 1996 the number detected represents an increase of 42 % over those detected in 1990. During those years the detection rate continued to rise and reached 41% in 1996. This makes 1996 the year with the highest detection rate for the last 15 years and also the year in which the greatest annual improvement in the detection rate was achieved.

When making a general comparison between 1996 and the previous year it is useful to use the four groups into which indictable offences are categorised as a basis. The four groups are:-

offences against the person, offences against property, larceny offences and a residual group covering other indictable offences. When compared with the previous year the total number of indictable offences recorded in 1996 fell by 2%. The decrease was greatest in the group relating to larcenies, where the number recorded was 2,082 fewer than those recorded in 1995. Offences against the person were down by 7% with 122 fewer than those recorded in 1995. The remaining two groups showed an increase over the previous year: the total increase involved in these two groups was little more than 500 offences.

Although fewer indictable offences were recorded in 1996, the number of indictable offences which were detected rose by 3% (1,302) over those recorded in the previous year. In 1996, the detection rate remained the same in the fourth group but it improved significantly in each of the remaining three groups: 39% of indictable offences against property were detected during 1996 as opposed to 35% during the previous year.

Indictable offences 1995 and 1996

	Recorded		Change		Detected		Detection Rate	
	1996	1995			1996	1995	1996	1995
Offences against the person	1,541	1,663	-122	-7%	1,268	1,324	82%	80%
Offences against property	43,842	43,391	451	1%	17,072	15,372	39%	35%
Larcenies	55,041	57,123	-2,082	-4%	22,366	22,760	41%	40%
Other indictable offences	361	307	54	18%	350	298	97%	97%
Total	100,785	102,484	-1,699	-2%	41,056	39,754	41%	39%

To provide a comparison over the last three years the indictable offences recorded from 1994 to 1996 are summarised in the table overleaf. (Approximately 120 different indictable offences are shown in the four large format tables which appear at the beginning of this section of the Annual Report). Where more than one type of offence is included in a description which is used in the summary table this is indicated by an asterisk and details are provided in appendix (2). For example, the description "Unlawful Seizure (Hijackings)" includes the two separate indictable offences - unlawful seizure of aircraft and unlawful seizure of vehicles.

The summary category dealing with non sexual offences against the person constituted similar proportions (in terms of their contribution to the total number of offences) in each of the three years. The numbers of murders and manslaughters, however, increased from 1994 to 1995 and then decreased slightly in 1996.

The proportions of sexual offences (in terms of their contribution to the total number of offences) in each of the three years were similar but some significant changes can be seen over the period: the number of sexual offences recorded in 1995 increased by 43% over the previous year while the 1996 figure shows a decrease of 9% over the previous year.

The categories dealing with larcenies and frauds do not show much change over the three years. In contrast, burglaries have decreased in each of the three years. In 1994, they comprised 34% of the total offences recorded while the corresponding proportion was 31% in 1996. The detection rate increased to 35% in 1996 in comparison with 32% for each of the other two years. While offences in each of the two remaining categories, criminal damage and other offences, increased by about 10% an increased detection rate was achieved in both categories in 1996.

Summary of indictable offences 1994 to 1996

Non sexual offences against the person	1994		1995		1996	
	Offences known	Offences detected	Offences known	Offences detected	Offences known	Offences detected
Murder	25	20	43	32	42	33
Manslaughter *	8	8	11	11	7	5
Infanticide	0	0	0	0	0	0
Attempted Murder	1	1	2	2	7	5
Dangerous Driving Causing death	16	14	9	9	12	12
Assault, Wounding or other like offences *	535	422	576	434	554	436
Endangering Railway Passengers *	3	1	3	1	0	0
Abandoning Child under 2 years	0	0	1	1	0	0
Cruelty to or neglect of Children	2	2	0	0	2	2
Child Stealing	0	0	0	0	0	0
Abortion	0	0	0	0	0	0
False Imprisonment	36	18	29	16	16	11
Abduction	1	0	0	0	0	0
Use of Firearms to resist or escape	0	0	0	0	0	0
Kidnapping (when directed by D.P.P.)	0	0	0	0	0	0
Robbery including muggings *	5930	1430	6479	1912	6547	1788
Robbery with Firearms	179	36	171	40	152	40
Total	6736	1952	7324	2458	7339	2332

Sexual Offences	1994		1995		1996	
	Offences known	Offences detected	Offences known	Offences detected	Offences known	Offences detected
Sexual Assault	382	321	617	513	551	465
Aggravated Sexual Assault	9	6	17	11	8	4
Rape of Females	184	156	191	152	180	147
Buggery	9	9	17	16	34	33
Unlawful carnal knowledge of girl -U 15	12	12	23	20	20	20
Unlawful carnal knowledge of girl 15-17 yrs	6	5	17	15	14	13
Incest	16	16	15	15	11	11
Bestiality	1	1	0	0	1	1
Procuring or assisting in abortion	0	0	0	0	0	0
Other offences *	26	23	26	26	17	15
Total	645	549	923	768	836	709

Larcenies	1994		1995		1996	
	Offences known	Offences detected	Offences known	Offences detected	Offences known	Offences detected
Larceny from Person	2920	555	3083	626	3648	633
Larceny by employee	26	23	27	17	28	23
Larceny from Postal System	21	18	17	13	23	19
Larceny of Animals *	121	40	112	39	101	37
Larceny of Pedal Cycles	546	384	442	319	339	277
Larceny from unattended vehicles	16712	3959	18838	4930	17253	4958
Larceny from Shops or Stalls	8386	7236	7859	6679	7946	6792
Unauthorised takings of M.P.V.'s *	10	10	15	13	16	15
Larceny of M.P.V.'s	2136	62	2129	102	1780	103
Handling of stolen goods	1710	1707	1681	1676	1665	1665
Larceny of Firearms *	18	8	23	7	24	7
Other Larcenies *	14961	4078	15257	4096	15120	3944
Total	47567	18080	49483	18517	47943	18473

Summary of indictable offences 1994 to 1996 <Contd>

Frauds	1994		1995		1996	
	Offences known	Offences detected	Offences known	Offences detected	Offences known	Offences detected
Fraud by a Company	1	0	0	0	0	0
Offences involving falsification *	2894	2348	2869	2432	3085	2661
Other Frauds *	846	700	741	618	673	579
Total	3741	3048	3610	3050	3758	3240

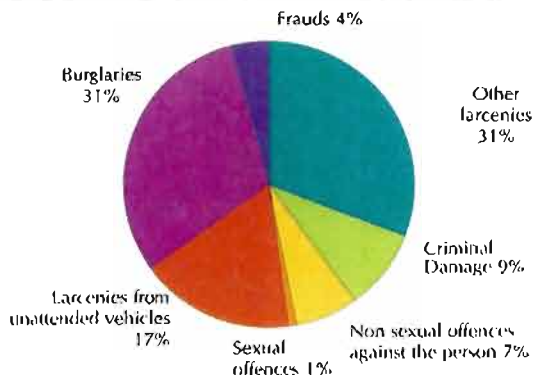
Burglaries	1994		1995		1996	
	Offences known	Offences detected	Offences known	Offences detected	Offences known	Offences detected
Burglary	32740	10452	30993	9660	29735	10025
Aggravated Burglary	1009	347	1106	320	1330	549
Aggravated Burglary with Firearms*	407	120	383	116	345	121
Possession of Articles with intent	197	193	239	239	331	330
Total	34353	11112	32721	10335	31741	11025

Criminal Damage	1994		1995		1996	
	Offences known	Offences detected	Offences known	Offences detected	Offences known	Offences detected
Arson	251	92	286	115	249	104
Possession of Explosives/making explosives*	3	3	2	2	4	4
Causing or attempting to cause explosion *	6	1	7	4	1	0
Unlawful Seizure (Hijackings) *	23	9	28	14	23	7
Other - Criminal Damage *	7368	3943	7722	4140	8470	4762
Total	7651	4048	8045	4275	8747	4877

Other Offences	1994		1995		1996	
	Offences known	Offences detected	Offences known	Offences detected	Offences known	Offences detected
Bigamy	0	0	1	1	0	0
Misuse of Controlled drugs	95	95	116	114	137	137
Extortion/Blackmail *	14	10	19	16	11	10
Escape from Custody *	20	18	19	19	10	9
Electoral Acts *	0	0	0	0	2	2
Threat or Conspiracy to Murder	0	0	2	2	0	0
Possession/Carrying firearms to endanger life	74	62	71	61	73	64
Concealment of Birth	1	1	1	0	0	0
Offences Against the State Act	1	1	0	0	1	1
Fishery Acts	22	22	39	39	25	25
Firearms, Offensive Weapons Act	42	41	26	26	47	47
Other Indictable Offences *	74	69	84	73	115	105
Total	343	319	378	351	421	400
GRAND TOTAL	101036	39108	102484	39754	100785	41056

* More than one offence type included in the description. Details are provided in Appendix (2).

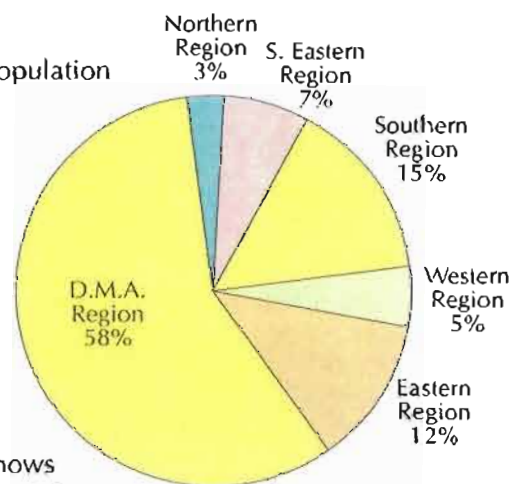
The 1996 statistics from the table above which summarises the indictable offences may be used to show the contribution which the various categories make to the overall total. All but one of the categories are the same as those used in the table: larcenies from unattended vehicles are separated from the larceny subtotal because they represent a significant proportion of the total larcenies recorded.



ANALYSIS OF INDICTABLE OFFENCES

The tables at the beginning of this section show indictable offences by location and per thousand of population while the remainder of the section is devoted to an analysis of individual indictable offences such as murder, manslaughter, robberies involving firearms etc. The number of indictable offences recorded in 1996 showed a decrease of 2% over the previous year and the detection rate increased to 41%.

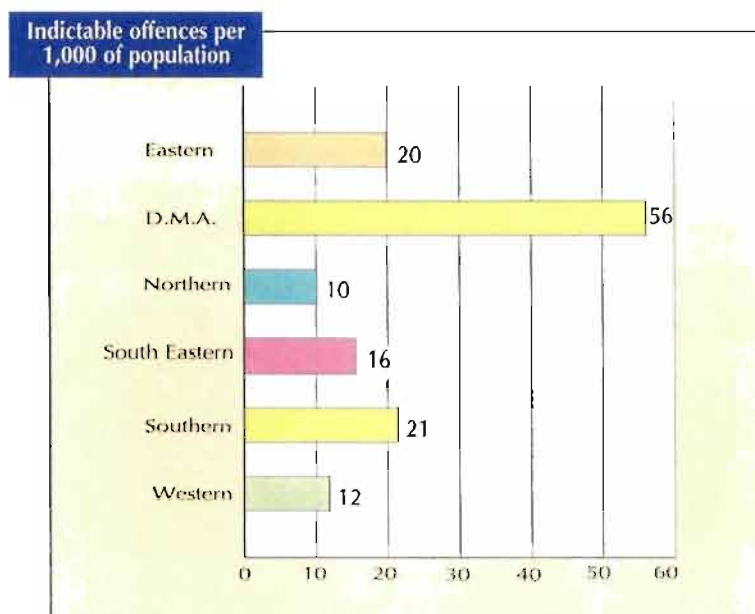
A cursory examination of indictable offences recorded and detected in each of the Garda regions highlights the fact that 58% of their number are recorded in the DMA region. The chart on the right shows the proportion of indictable offences recorded in each of the regions during 1996.



Indictable offences recorded and detected by Garda regions and five principal city areas during 1996	Group 1 Offences against the Person.		Group 2 Offences against Property		Group 3 Larcenies		Group 4 Other Indictable Offences.		Total Indictable Offences	% Variation on 1995 Figures	No. of Detections for '96	% Detected
	Rec.	Del.	Rec.	Del.	Rec.	Del.	Rec.	Del.				
EASTERN REGION	308	271	6,332	2,658	5,239	2,715	38	36	11,917	-1%	5,680	48%
Carlow/Kildare	83	74	1,737	649	1,333	628	8	7	3,161	11%	1,358	43%
Leix/O'Faly	56	50	686	316	543	317	11	10	1,296	-10%	493	53%
Lough/Louth/Westmeath	39	34	1,043	549	843	546	4	4	1,929	-2%	1,133	59%
Louth/Meath	130	113	2,866	1,144	2,520	1,224	15	15	5,531	-4%	2,496	45%
D.M.A. REGION	499	358	22,860	8,662	35,198	12,422	202	196	58,759	0%	21,630	37%
Eastern	82	74	4,399	1,621	4,033	1,646	22	21	8,536	-2%	3,362	39%
North Central	71	45	3,379	1,120	9,662	3,777	34	33	13,146	2%	4,975	38%
Northern	117	82	4,625	1,777	4,288	1,503	25	25	9,055	-10%	3,387	37%
South Central	120	79	4,430	1,903	11,444	3,473	70	69	16,064	14%	5,524	34%
Southern	109	70	6,027	2,241	5,771	2,023	51	48	11,958	-7%	4,382	37%
NORTHERN REGION	85	70	1,722	740	1,320	687	15	14	3,142	-2%	1,511	48%
Cavan/Monaghan	19	15	493	241	393	235	4	4	909	-14%	495	54%
Donegal	38	31	793	350	562	302	5	4	1,398	-2%	687	49%
Sligo/Leitrim	28	24	436	149	365	150	6	6	835	16%	329	39%
SOUTH EASTERN REGION	207	189	3,505	1,423	3,100	1,691	25	25	6,837	2%	3,328	49%
Tipperary	52	48	827	372	661	365	7	7	1,547	-12%	792	51%
Waterford/Kilkenny	72	64	1,406	556	1,290	728	6	6	2,774	3%	1,354	49%
Wexford	83	77	1,272	495	1,149	598	12	12	2,516	11%	1,182	47%
SOUTHERN REGION	296	259	6,905	2,536	7,753	3,595	66	64	15,020	-9%	6,454	43%
Cork East	156	139	4,255	1,683	4,571	2,287	30	28	9,012	-9%	4,137	46%
Cork West	39	33	565	223	406	182	22	22	1,032	-6%	469	45%
Kerry	44	41	660	194	829	382	3	3	1,536	-9%	620	40%
Limerick	57	46	1,425	436	1,947	744	11	11	3,440	-11%	1,237	36%
WESTERN REGION	146	129	2,518	1,053	2,431	1,256	15	15	5,110	-6%	2,453	48%
Clare	31	28	482	191	500	274	7	7	1,020	-3%	500	49%
Galway West	58	46	1,133	429	1,153	544	2	2	2,346	-9%	1,021	44%
Mayo	26	24	472	203	444	216	2	2	944	2%	445	47%
Roscommon/Galway East	31	31	431	230	334	222	4	4	800	-9%	487	61%
State Total	1,541	1,268	43,842	17,072	55,041	22,366	361	350	100,785	-2%	41,056	41%
CITY AREAS												
Dublin	499	350	22,860	8,662	35,198	12,422	202	196	58,759	0%	21,630	37%
Cork	88	76	2,943	1,094	3,550	1,838	21	19	6,602	-11%	3,027	46%
Galway	39	31	868	322	963	479	1	1	1,872	-8%	833	44%
Limerick	47	39	1,217	364	1,737	650	10	10	3,011	-9%	1,063	35%
Waterford	27	24	561	205	675	399	3	3	1,266	1%	631	50%
Total - Cities	700	520	28,450	10,647	42,123	15,788	237	229	71,510	-2%	27,184	38%
Total - Rural	841	748	15,392	6,425	12,918	6,578	124	121	29,275	-2%	13,872	47%

The reduction of 2% in indictable offences recorded in the Northern Region during 1996 is a reflection of the similar reduction in the national figure. Other regions varied considerably from an increase of 2% in the South East to a decrease of 9% in the Southern Region. Similar variations were recorded in the city areas. Indictable offences decreased in Cork, Limerick and Galway city areas by 11%, 9% and 8% respectively. The Dublin Metropolitan Area (DMA) showed almost no change on the previous year while Waterford City area recorded an increase of 1% over the 1995 figure.

So far, the comparisons made between locations have not taken account of the significant population differences between the regions. The number of indictable offences per thousand of population are shown on a regional basis in the chart on the right and in greater detail in the table below.



Indictable offences per 1,000 of population	1996			1995			per 1000 of population	
	Recorded	Detected	Det. Rate	Recorded	Detected	Det. Rate	1996	1995
EASTERN REGION	11,917	5,680	48%	11,985	5,463	46%	19.93	20.05
Carlow/Kildare	3,161	1,358	43%	2,840	1,179	42%	19.08	17.15
Leix/Offaly	1,296	693	53%	1,441	788	55%	11.94	13.27
Longford/Westmeath	1,929	1,133	59%	1,962	1,067	54%	19.53	19.86
Louth/Meath	5,531	2,496	45%	5,742	2,429	42%	24.59	25.53
D.M.A. REGION	58,759	21,630	37%	58,582	20,223	35%	56.43	56.26
Eastern	8,536	3,362	39%	8,749	3,294	38%	40.63	41.65
North Central	13,146	4,975	38%	12,860	4,523	35%	227.00	222.06
Northern	9,055	3,387	37%	10,034	3,958	39%	25.52	28.28
South Central	16,064	5,524	34%	14,134	4,321	31%	179.75	158.15
Southern	11,958	4,382	37%	12,805	4,127	32%	36.34	38.91
NORTHERN REGION	3,142	1,511	48%	3,194	1,557	49%	10.09	10.25
Cavan/Monaghan	909	495	54%	1,053	598	57%	8.19	9.49
Donegal	1,398	687	49%	1,420	646	45%	10.91	11.08
Sligo/Leitrim	835	329	39%	721	313	43%	11.52	9.95
SOUTH EASTERN REGION	6,837	3,328	49%	6,725	3,082	46%	15.52	15.27
Tipperary	1,547	792	51%	1,765	837	47%	11.19	12.76
Waterford/Kilkenny	2,774	1,354	49%	2,693	1,287	48%	17.84	17.32
Wexford	2,516	1,182	47%	2,267	958	42%	17.14	15.45
SOUTHERN REGION	15,020	6,454	43%	16,573	7,020	42%	21.42	23.63
Cork East	9,012	4,137	46%	9,925	4,376	44%	29.46	32.44
Cork West	1,032	460	45%	1,098	524	48%	9.12	9.70
Kerry	1,536	620	40%	1,697	626	37%	12.80	14.14
Limerick	3,440	1,237	36%	3,853	1,494	39%	21.22	23.77
WESTERN REGION	5,110	2,453	48%	5,425	2,409	44%	11.84	12.57
Clare	1,020	500	49%	1,049	461	44%	11.47	11.80
Galway West	2,346	1,021	44%	2,564	1,040	41%	17.62	19.26
Mayo	944	445	47%	930	433	47%	8.09	7.97
Roscommon/Galway East	800	487	61%	882	475	54%	8.61	9.49

HOMICIDE

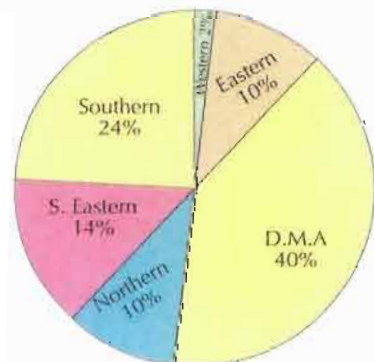
Used in the strict sense, the term homicide includes more indictable offences than murder and manslaughter. For example, infanticide and manslaughter arising from road traffic fatalities constitute homicide but they are not analysed here. There were 42 murders recorded in 1996 which was a decrease of one on the 43 which were recorded in the previous year. Manslaughters decreased by 60% from 10 in 1995 to four in 1996. When murders and manslaughters are combined the total recorded in 1996 represents a decrease of 13% on the previous year.

The following table shows the number of murder and manslaughter offences recorded and detected in 1996 and victims by gender in each of the Garda Divisions.

Homicide offences by region and gender of victims

	Murder				Manslaughter			
	Male	Female	Rec.	Det.	Male	Female	Rec.	Det.
EASTERN REGION	2	2	4	3	0	0	0	0
Carlow/Kildare	1	1	2	1	0	0	0	0
Leix/Offaly	0	1	1	1	0	0	0	0
Longford/Westmeath	0	0	0	0	0	0	0	0
Louth/Meath	1	0	1	1	0	0	0	0
D.M.A. REGION	10	7	17	12	2	0	2	2
Eastern	0	0	0	0	0	0	0	0
North Central	3	1	4	2	0	0	0	0
Northern	3	3	6	4	1	0	1	1
South Central	1	1	2	2	1	0	1	1
Southern	3	2	5	4	0	0	0	0
NORTHERN REGION	2	2	4	3	1	0	1	1
Cavan/Monaghan	1	0	1	1	0	0	0	0
Donegal	1	1	2	1	1	0	1	1
Sligo/Leitrim	0	1	1	1	0	0	0	0
SOUTH EASTERN REGION	4	2	6	6	0	0	0	0
Tipperary	2	1	3	3	0	0	0	0
Waterford/Kilkenny	0	1	1	1	0	0	0	0
Wexford	2	0	2	2	0	0	0	0
SOUTHERN REGION	4	6	10	9	0	0	0	0
Cork East	0	1	1	1	0	0	0	0
Cork West	0	2	2	1	0	0	0	0
Kerry	1	2	3	3	0	0	0	0
Limerick	3	1	4	4	0	0	0	0
WESTERN REGION	1	0	1	0	1	0	1	1
Clare	0	0	0	0	0	0	0	0
Galway West	1	0	1	0	1	0	1	1
Mayo	0	0	0	0	0	0	0	0
Roscommon/Galway East	0	0	0	0	0	0	0	0
Total	23	19	42	33	4	0	4	4

The geographic spread of the murders recorded in 1996 is illustrated in the chart on the right which indicates the proportion of murders in each of the Garda Regions. Some 40% were recorded in the DMA Region while 2% were recorded in the Western Region.



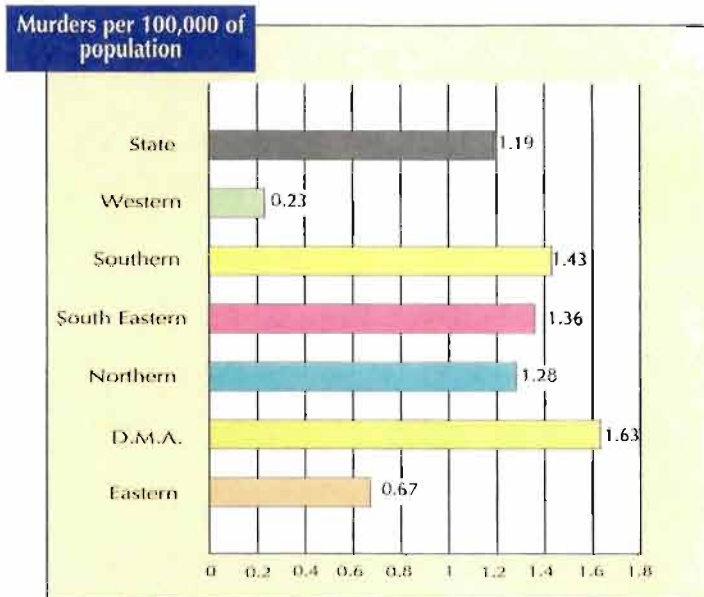
By relating the number of murders to the population in a location over a period of time a murder rate may be calculated for that location. The chart below shows murders per hundred thousand of population. The national murder rate (depicted by the State bar in the chart) for 1996 is 1.19 per 100,000 of population.

Despite the fact that 40% of all murders were recorded in the DMA Region the murder rate per 100,000 of population there is only 12% more than that in the Southern Region. The most striking difference, between the regions, occurs in the Western and Eastern Regions where the murder rate is 19% and 56% of the national average, respectively.

It is, however, important to realise that the relatively small numbers involved in some locations means that recording a single murder may distort the proportions quite significantly. For example, the addition of just one murder to the Western Region, in 1996, would double the murder rate while it would have relatively much less impact if it were added to any other region.

An increased proportion of female victims was the most significant change in the murders recorded in 1996. Female victims accounted for 45% of the total and this compares with approximately 19% in the previous year and 32% in 1994. All of the manslaughter victims in 1996 were male.

Taking male and female murder victims together, the greatest proportion (36%) were aged 31 to 40 years while the next greatest proportion (17 %) were aged 21 to 30 years. Approximately 7% were aged 20 or less years and 14% were aged 61 or more years. A cautious approach must be exercised when analysing age and gender together because of the relatively small numbers involved in many of the age groups. That said, approximately 68% of both male victims and female victims were aged between 21 and 50 years but female victims were, on average, older than their male counterparts. For example, 42% of female victims were aged 31 to 40 years while only 30% of male victims were in the same age group.



Age	Murder		Manslaughter	
	Male	Female	Male	Female
0 - 10 yrs	0	1	0	0
11 - 20 yrs	1	1	1	0
21 - 30 yrs	5	2	1	0
31 - 40 yrs	7	8	0	0
41 - 50 yrs	3	3	1	0
51 - 60 yrs	4	1	1	0
61 - 70 yrs	2	1	0	0
71 & over	1	2	0	0
Total	23	19	4	0



INDICTABLE ASSAULT AND SEXUAL OFFENCES

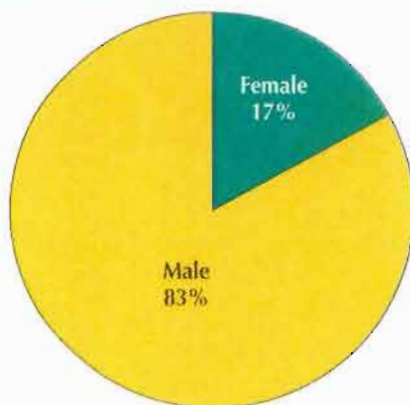
The statistics generally distinguish between indictable assault offences on the basis of whether they are felonies, misdemeanours or whether the injured parties were Gardaí on duty (A felony is a criminal act of more serious degree than a misdemeanour). Indictable assaults and wounding decreased by 4% in 1996 when compared with the previous year. In general, the number of these assaults has not varied much over the last five years. The following table shows the number of indictable wounding and assault victims by gender, in 1996, and the proportions of these male and female victims are shown in the chart below. The majority of victims (83%) were male. (The 24 indictable wounding and assault offences, recorded in 1996, where Gardaí on duty were victims, are not included in the table).

In contrast with the situation above, the majority (67%) of all sexual offence victims were female, as indicated in the second chart below. Caution is required in analysing these statistics as some sexual offences may involve victims of one sex only.

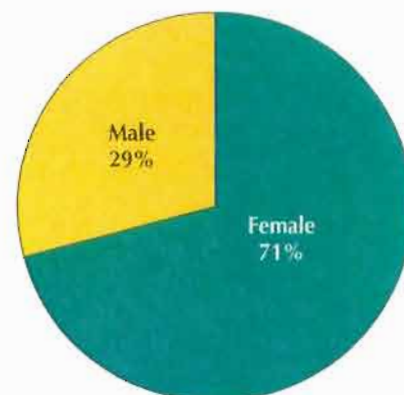
Indictable assault and sexual offence victims by gender

	Male	Female
Assault offences		
Wounding and other acts endangering life (felonies)	88	9
Assault wounding, other like offences (misdemeanours)	351	79
Sexual offences		
Buggery	34	0
Rape	0	180
Sexual assault	199	352
Unlawful carnal knowledge (under 15 yrs)	0	20
Unlawful carnal knowledge (15 yrs to 17yrs)	0	14
Incest	0	11
Aggravated sexual assault	1	7

Indictable wounding & assault victims



Indictable sexual assault victims

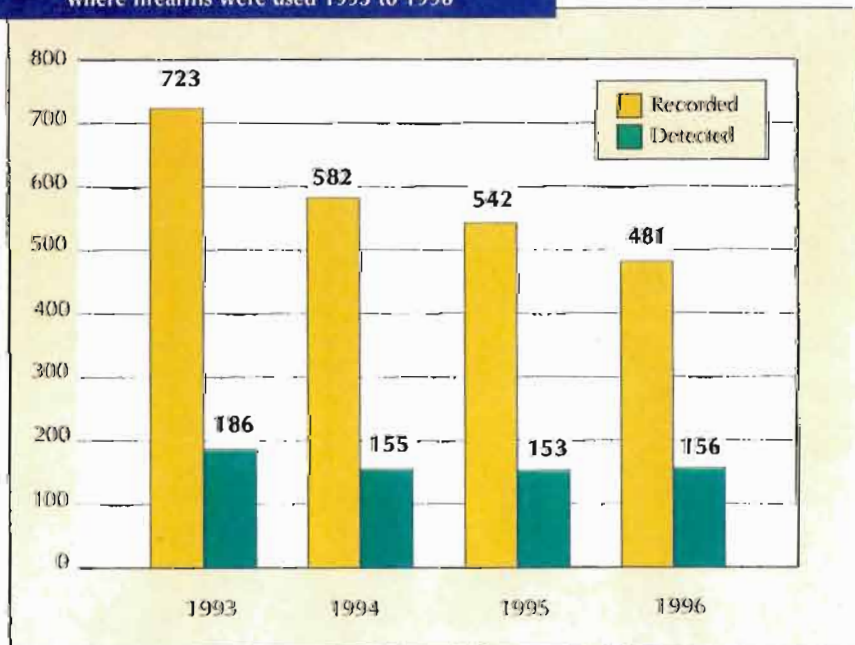


ARMED ROBBERIES AND ARMED AGGRAVATED BURGLARIES

Two indictable offences, armed robbery and armed aggravated burglary, refer to the criminal activity which is popularly described as an "armed raid". Rather than explaining the essential legal ingredients of the two offences, the following brief description indicates the general nature of the criminal activities to which they refer. The use of a firearm is a feature common to these two indictable offences and the use of force, or threat of force being used, is a key difference between them. Armed robbery is committed by a person, armed with a firearm, who steals as a result of using force or as a result of fear induced by a threat to use force. Armed aggravated burglary is committed by a person who enters a building as a trespasser in order to steal or damage property, or to rape or injure persons and while in possession of a firearm.

The chart below shows the number of armed robberies and armed aggravated burglaries for the last four years. The decline in the numbers recorded has continued into 1996 and the number recorded in that year is equal to two thirds of that recorded three years earlier. The detection rate has also improved steadily over the same period: 26% of the offences were detected in 1993 while 32% were detected in 1996 and the largest annual increase in the detection rate for the period took place in 1996.

Armed robberies & armed aggravated burglaries
where firearms were used 1993 to 1996



The tables overleaf analyse armed robberies and armed aggravated burglaries in terms of the type of location at which they occurred and according to the amount of cash taken.

Analysis of aggravated burglaries where firearms were used and armed robberies 1996

	House Flat	Bank	Post Office	Betting Office	Building Society	Credit Union	Licensed Premises	Amusement Centre	Shop/ Stall	Garage	Petrol Station	Hotel	Restaurant	Factory	Office	Super-market	Street/Road	Other	Total
EASTERN REGION	6	6	5	0	1	0	4	0	8	1	9	0	3	0	1	4	5	9	62
Carlow/Kildare	1	4	0	0	0	0	0	0	2	1	2	0	1	0	1	3	1	2	18
Leix/Offaly	0	1	0	0	1	0	1	0	0	0	0	0	1	0	0	0	0	0	4
Longford/Westmeath	1	0	1	0	0	0	0	0	1	0	2	0	0	0	0	0	1	1	7
Louth/Meath	4	1	4	0	0	0	3	0	5	0	5	0	1	0	0	1	3	6	33
D.M.A. REGION	22	19	13	20	14	2	25	1	80	10	22	9	6	5	3	11	35	44	341
Eastern	1	4	1	0	3	0	3	0	10	1	2	0	2	0	0	1	3	3	34
North Central	6	2	2	8	1	0	2	0	12	1	1	2	1	2	2	0	6	8	56
Northern	7	1	1	12	5	1	15	1	19	4	12	3	2	1	0	2	5	9	100
Southern	8	5	6	0	1	0	1	0	26	3	1	2	0	2	1	8	16	15	95
South Central	0	7	3	0	4	1	4	0	13	1	6	2	1	0	0	0	5	9	56
NORTHERN REGION	2	4	2	0	1	0	1	0	0	0	1	0	0	0	0	0	1	2	12
Cavan/Monaghan	0	2	1	0	1	0	1	0	0	0	0	0	0	0	0	0	0	1	6
Donegal	1	0	0	0	0	0	0	0	0	0	1	0	0	0	0	0	0	1	3
Sligo/Leitrim	1	0	1	0	0	0	0	0	0	0	0	0	0	0	0	0	1	0	3
SOUTH EASTERN REGION	2	2	1	0	0	0	0	0	2	1	1	1	0	0	0	0	0	5	15
Tipperary	0	0	0	0	0	0	0	0	1	0	0	1	0	0	0	0	0	1	3
Waterford/Kilkenny	0	1	1	0	0	0	0	0	0	0	1	0	0	0	0	0	0	2	5
Wexford	2	1	0	0	0	0	0	0	1	1	0	0	0	0	0	0	0	2	7
SOUTHERN REGION	5	2	1	0	1	0	2	0	8	0	2	1	0	1	1	1	2	9	36
Cork East	2	1	1	0	0	0	1	0	4	0	0	0	0	0	0	0	1	1	11
Cork West	0	0	0	0	0	0	0	0	0	0	1	1	0	0	1	0	0	0	3
Kerry	2	0	0	0	0	0	0	0	0	0	0	0	0	0	0	0	0	0	2
Limerick	1	1	0	0	1	0	1	0	4	0	1	0	0	1	0	1	1	8	20
WESTERN REGION	1	6	2	0	1	0	0	0	2	2	0	0	0	0	0	0	0	1	15
Clare	0	0	0	0	0	0	0	0	0	0	0	0	0	0	0	0	0	0	0
Galway West	1	3	1	0	1	0	0	0	2	2	0	0	0	0	0	0	0	1	11
Mayo	0	2	1	0	0	0	0	0	0	0	0	0	0	0	0	0	0	0	3
Roscommon/Galway E.	0	1	0	0	0	0	0	0	0	0	0	0	0	0	0	0	0	0	1
Totals	38	37	24	20	18	2	32	1	100	14	35	11	9	6	5	16	43	70	481

Cash analysis of aggravated burglaries where firearms were used and armed robberies 1996

	House Flat	Bank	Post Office	Betting Office	Building Society	Credit Union	Licensed Premises	Amusement Centre	Shop/ Stall	Garage	Petrol Station	Hotel	Restaurant	Factory	Office	Super-market	Street/Road	Other	Total
Up to €99.99	4	0	2	3	1	0	3	0	23	0	11	0	4	1	1	0	8	16	77
€100 to €499.99	8	0	0	11	0	0	10	1	34	11	18	5	2	0	3	8	4	12	127
€500 to €999.99	3	1	3	3	4	1	2	0	3	1	1	0	0	1	0	1	7	5	36
€1000 to €4999.99	6	19	7	1	9	0	8	0	13	0	2	3	2	1	0	2	5	11	89
€5000 +	3	13	7	0	1	1	4	0	4	1	1	2	1	0	1	2	16	15	72
Nothing Taken	14	4	5	2	3	0	5	0	23	1	2	1	0	3	0	3	3	11	80
Totals	38	37	24	20	18	2	32	1	100	14	35	11	9	6	5	16	43	70	481

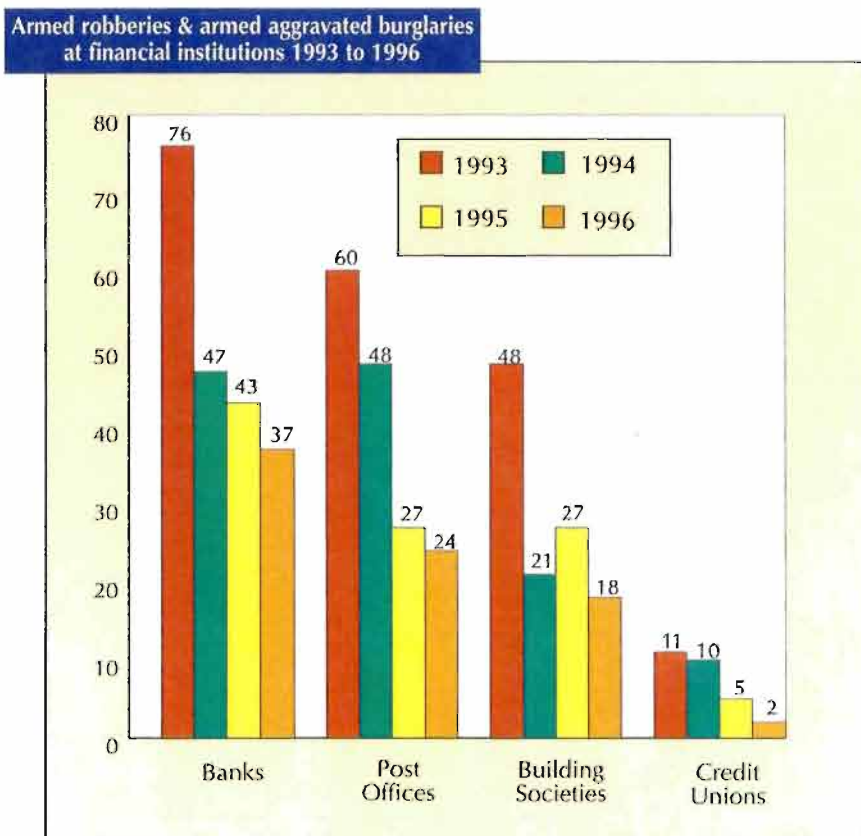
analysis of indictable offences

The analysis has, so far, examined the situation in terms of the combination of the two indictable offences which cover this type of criminal activity.

The table below shows the number of armed robberies and armed aggravated burglaries recorded in each of the last three years. Despite the downward trend over the three years there is a remarkable similarity between the amounts recorded in each category of offence : armed robbery comprised about 32% of the total in each of the last three years.

Armed robbery and armed aggravated burglary 1994 to 1996			
	1996	1995	1994
Armed robbery	152	171	179
Armed aggravated burglary	329	371	403
Total	481	542	582

While the total number of armed robberies and armed aggravated burglaries recorded in 1996 showed a decrease of 11% over the previous year, a more significant development took place in relation to those where financial institutions were the target. The 81 offences, involving financial institutions, recorded in 1996 was a reduction of 21% on the number recorded in 1995. The chart below shows the number of armed robberies and armed aggravated burglaries at financial institutions recorded in 1996 and in the previous three years. The 1996 figures were 58% lower than their counterparts recorded three years earlier in 1993.



ROBBERY & AGGRAVATED BURGLARY

So far, the analysis of robberies and aggravated burglaries has been confined to those situations where firearms were used. During 1996 there were 3,202 robberies and 1,330 aggravated burglaries recorded (where weapons other than firearms were used) resulting in increases of 31% and 20% respectively over the corresponding figures recorded in the previous year.

In recent years, the use of syringes has become increasingly common in the course of criminal activity. The table below shows the number of robberies and aggravated burglaries involving syringes which were recorded in the period 1994 to 1996. A total of 1,104 robberies and aggravated burglaries involving syringes were recorded in 1996 resulting in an increase of more than two fold over those recorded in the previous year. The majority of these offences occurred in the DMA Region: during 1996 approximately 89% occurred in the DMA while almost all of the offences recorded in previous years occurred there.

Detections of robberies and aggravated burglaries, where syringes were used, increased significantly during 1996. In the case of robberies the proportion detected was 39% while 52% of the aggravated burglaries were detected in 1996 (the corresponding rates for 1995 were 34% and 37% respectively).

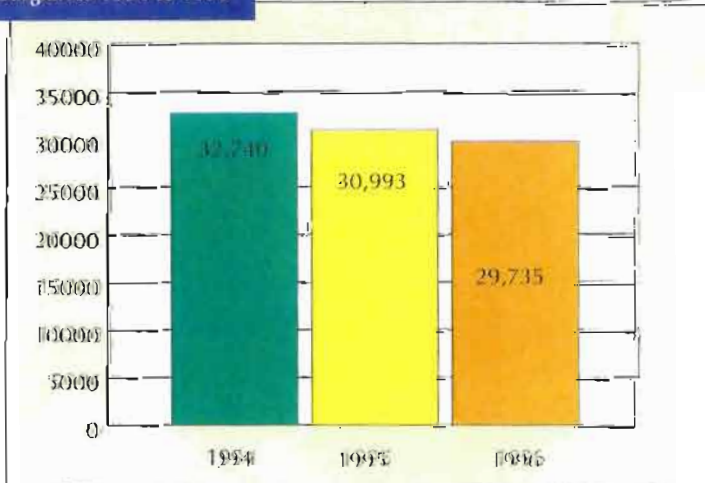
Robberies and aggravated burglaries where syringes were used 1994 to 1996

	ROBBERY			AGGRAVATED BURGLARY		
	Recorded	Detected	% Detected	Recorded	Detected	% Detected
1994	148	42	28%	147	62	42%
1995	274	92	34%	179	67	37%
1996	687	267	39%	417	217	52%

BURGLARIES

For the second successive year, burglaries have reduced significantly and the number recorded in 1996 comprised the lowest proportion of the total indictable offences recorded in any of the last ten years. When compared with the previous year, there were 1,258 fewer burglaries recorded in 1996, resulting in a reduction of 4%.

Burglaries 1994 to 1996



Burglaries 1994 to 1996

STATE	HOUSE		OTHER		TOTAL BUGLARIES	
1994	18,713	3%	14,027	-3%	32,740	0%
1995	18,506	-1%	12,487	-12%	30,993	-5%
1996	17,672	-5%	12,063	-3%	29,735	-4%
CITIES						
1994	13,685	4%	7,445	-10%	21,130	-1%
1995	13,470	-2%	6,564	-13%	20,034	-5%
1996	13,181	-2%	6,446	-2%	19,627	-2%

The term "house burglaries" is used to describe those burglaries which occur in dwellings (houses, apartments, mobile homes, hostels, etc.). The table above shows that the total number of house burglaries recorded in 1996 reduced by 5% over the previous year, and that a reduction of 2% took place in the city areas. (City areas refer to the Dublin Metropolitan Area, Cork, Galway, Limerick and Waterford).

VALUE OF PROPERTY STOLEN AND RECOVERED IN BURGLARIES, ROBBERIES AND LARCENIES

The number of burglaries, robberies and larcenies in which property was stolen in 1996 fell by 2,466 on those recorded in the previous year and the value of the property stolen was 2% less than the corresponding value recorded in 1995.

Value of property stolen and recovered in burglaries, robberies and larcenies

	Burglaries & Robberies		Larcenies	
	1996	1995	1996	1995
Less than £10	798	697	2,358	2,473
£10 and less than £50	3,599	3,411	9,731	10,246
£50 and less than £100	3,098	3,056	7,931	7,952
£100 and less than £200	4,225	4,152	9,237	9,585
£200 and less than £300	3,058	3,152	6,319	6,708
£300 and less than £400	2,336	2,624	3,622	3,765
£400 and less than £500	1,794	1,847	1,987	2,207
£500 and less than £1000	4,656	4,915	3,967	4,461
£1000 and less than £5000	5,118	4,990	3,305	3,275
£5000 and over	788	829	766	814
	1996		1995	
Value of property stolen (above)	£51,533,543		£52,424,151	
Value of property recovered (above)	£3,376,247		£4,030,441	
Proportion recovered	6.55%		7.69%	

INDICTABLE OFFENCES WHERE TOURISTS ARE INJURED PARTIES

Approximately 4,000 offences where the injured parties are tourists were recorded in 1996. Almost 90% of the total offences involved larcenies and 15 of the total number were offences against the person. (Personal injuries were sustained by 43 tourists which represents 1% of the 4,024 cases recorded in 1996).

The majority (89%) of the offences occurred in the DMA Region and the number of indictable offences where the injured parties are tourists increased by 11% in 1996 when compared with the corresponding figure for the previous year.

Indictable offences where injured parties are tourists

Indictable Offences	State				D.M.A Region			
	1996		1995		1996		1995	
	Reported	Detected	Reported	Detected	Reported	Detected	Reported	Detected
Group 1 - Offences against the person	15	8	22	13	8	3	8	2
Group 2 - Burglary, Robbery etc	441	92	416	119	357	70	284	77
Group 3 - Larceny, Forgery etc	3,568	591	3,191	546	3,198	504	2,743	455
Group 4 - Other	0	0	0	0	0	0	0	0
Total	4,024	691	3,629	678	3,563	577	3,035	534
Proportion Detected	17.17%		18.68%		16.19%		17.59%	

GARDA JUVENILE DIVERSION PROGRAMME

The Garda Juvenile Diversion Programme was established in 1963 in order to provide an opportunity to divert juvenile offenders from criminal activity and to provide an alternative to their being processed through the formal criminal justice system. The Diversion Programme operates on the basis of police discretion which exists at common law. (The Children Bill, 1996, proposes that it would operate on a statutory basis). A juvenile offender, who is eligible for inclusion in the programme, is dealt with by way of a caution as opposed to being prosecuted for a criminal offence.

The Diversion Programme operates under the supervision and direction of the Garda National Juvenile Office. The programme is operated throughout all Garda divisions by specially trained Gardaí, who are employed as Juvenile Liaison Officers.

In 1996, some 10,539 juvenile offenders were included in the programme bringing the number included since the inception of the programme, in 1963, to a total of 86,195 offenders. Of the total number included in the programme 83% were male offenders and 17% were female. Since inception, almost 77,000 juvenile offenders, 89% of the total involved, reached their 18th year of age without being prosecuted for a criminal offence. In recent years, the age limit for inclusion in the programme was increased from 17 to 18 years of age.

A juvenile offender is dealt with by way of a caution (which may be on a formal or informal basis) or by the institution of criminal proceedings (which may be instituted initially or following the direction of the National Juvenile Office). Details of the disposal of those referrals made during 1996 are shown, on a regional basis, in the following table. Since some juvenile offenders are referred on more than one occasion during any particular year the number of referrals is always greater than or equal to the number of individual offenders.

Disposal of 1996 referrals

REGION		Prosecuted initially		Prosecuted on N.J.O. direction		Formal caution		Informal caution		No further action	Pending
		Male	Female	Male	Female	Male	Female	Male	Female		
EASTERN REGION	Referrals	83	5	363	24	278	12	642	121	35	704
	Individual offenders	75	4	258	22	241	12	608	121	34	647
D. M. A. REGION	Referrals	1,043	86	1,116	128	451	49	1,838	374	287	1,103
	Individual offenders	603	45	862	105	398	47	1,698	366	270	1,030
NORTHERN REGION	Referrals	29	0	100	2	118	14	314	48	21	234
	Individual offenders	23	0	83	1	110	11	305	46	20	223
SOUTH EASTERN	Referrals	39	3	156	23	213	21	358	97	21	438
	Individual offenders	24	3	116	20	189	20	345	94	21	395
SOUTHERN REGION	Referrals	113	6	449	45	284	39	715	172	73	369
	Individual offenders	70	6	280	37	264	32	675	159	71	348
WESTERN REGION	Referrals	17	1	98	12	214	40	287	76	25	259
	Individual offenders	16	1	76	10	195	36	279	74	24	228
Total	Referrals	1,324	101	2,282	234	1,558	175	4,154	888	462	3,107
	Individual offenders	811	59	1,675	195	1,397	158	3,910	860	440	2,871

Juvenile offenders who are admitted to the programme may be cautioned in one of two ways: cautions are described as formal or informal. An informal caution is used where the criminal act committed by the juvenile offender is of a minor nature. The caution is administered by the local Juvenile Liaison Officer and it is normally done at the offender's home and in the presence of parents or guardians. Where the criminal activity is of a more serious nature, a formal caution is administered by the local District Officer (Superintendent). It takes place at the Garda Station and in the presence of parents or guardians.

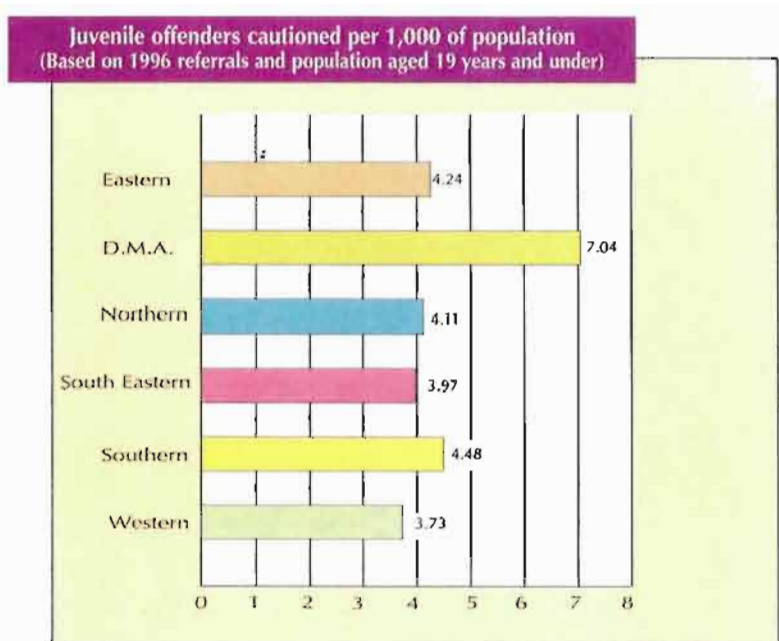
In all cases where a caution is administered the juvenile offender is advised of the implications of further criminal behaviour and may come under the supervision of a Juvenile Liaison Officer.

The table below shows the number of cautions by division which were administered in respect of referrals made during 1996. (The table does not include some 4,532 referrals involving 4,214 juvenile offenders which were pending at the beginning of 1996 and which were processed during that year).

Details of cautions by region
(1996 referrals)

	Formal		Informal		Total cautions	
	Referrals	Individual offenders	Referrals	Individual offenders	Referrals	Individual offenders
EASTERN REGION	290	253	763	729	1,053	982
Carlow/Kildare	17	17	214	207	231	224
Leix/Offaly	39	38	106	105	145	143
Longford/Westmeath	115	99	131	124	246	223
Louth/Meath	119	99	312	293	431	392
D.M.A. REGION	500	445	2,212	2,064	2,712	2,509
Eastern	90	75	341	319	431	394
North Central	29	27	334	310	363	337
Northern	136	126	661	619	797	745
South Central	31	28	265	248	296	276
Southern	214	189	611	568	825	757
NORTHERN REGION	132	121	362	351	494	472
Cavan/Monaghan	39	38	113	110	152	148
Donegal	60	52	181	177	241	229
Sligo/Leitrim	33	31	68	64	101	95
SOUTH EASTERN REGION	234	209	455	439	689	648
Tipperary	21	19	26	26	47	45
Waterford/Kilkenny	120	107	256	247	376	354
Wexford	93	83	173	166	266	249
SOUTHERN REGION	323	296	887	834	1,210	1,130
Cork East	147	129	582	536	729	665
Cork West	30	28	103	99	133	127
Kerry	33	31	94	93	127	124
Limerick	113	108	108	106	221	214
WESTERN REGION	254	231	363	353	617	584
Clare	59	52	127	119	186	171
Galway West	109	97	111	111	220	208
Mayo	39	35	68	67	107	102
Roscommon/Galway East	47	47	57	56	104	103
Total	1,733	1,555	5,042	4,770	6,775	6,325

The number of juvenile offenders, per thousand of population, who were referred to the National Juvenile Office and cautioned during 1996 is shown in the chart below. This provides some indication of the rate at which cautions are administered in each of the regions. The highest rate of cautions, 7.04 cautions per thousand of population is found in the DMA Region. In the remainder of the regions the rate varies from 3.73 in the Western Region to 4.48 per thousand in the Southern Region.



The following table shows the number of prosecutions which were instituted in respect of referrals made during 1996. Prosecutions take place where juvenile offenders do not meet the requirements for inclusion in the Diversion Programme. In some cases, for example, juvenile offenders may be prosecuted on an initial basis because they have been prosecuted previously or because of the serious nature of the offence involved.

Juvenile Liaison Officers meet and co-operate with parents, teachers, probation officers, social workers, welfare officers and personnel involved in child guidance clinics, public health clinics and the Courts. The maintenance of such contacts ensure that the Juvenile Liaison Officers are in a better position to assist juvenile offenders and their families and to guide the young offender away from a life of crime. They take an active interest in youth and other clubs operating in the community. Juvenile Liaison Officers give talks in schools and to many other organisations on a wide range of topics which are relevant to young people.

Details of prosecutions by region (1996 referrals)

	Prosecuted initially		Prosecuted on direction		Total prosecuted	
	Referrals	Individual offenders	Referrals	Individual offenders	Referrals	Individual offenders
EASTERN REGION	88	79	387	280	475	359
Carlow/Kildare	16	16	80	68	96	84
Leix/Offaly	10	10	80	61	90	71
Longford/Westmeath	11	11	37	26	48	37
Louth/Meath	51	42	190	125	241	167
D.M.A. REGION	1,129	648	1,244	967	2,373	1,615
Eastern	85	60	156	114	241	174
North Central	401	217	315	245	716	462
Northern	216	147	341	276	557	423
South Central	243	122	161	129	404	251
Southern	184	102	271	203	455	305
NORTHERN REGION	29	23	102	84	131	107
Cavan/Monaghan	16	13	47	33	63	46
Donegal	3	3	33	30	36	33
Sligo/Leitrim	10	7	22	21	32	28
SOUTH EASTERN REGION	42	27	179	136	221	163
Tipperary	12	2	18	13	30	15
Waterford/Kilkenny	15	12	97	68	112	80
Wexford	15	13	64	55	79	68
SOUTHERN REGION	119	76	494	317	613	393
Cork East	46	33	303	186	349	219
Cork West	6	6	31	27	37	33
Kerry	48	21	82	50	130	71
Limerick	19	16	78	54	97	70
WESTERN REGION	18	17	110	86	128	103
Clare	10	10	35	29	45	39
Galway West	3	3	40	31	43	34
Mayo	4	3	30	21	34	24
Roscommon/Galway East	1	1	5	5	6	6
Total	1,425	870	2,516	1,870	3,941	2,740

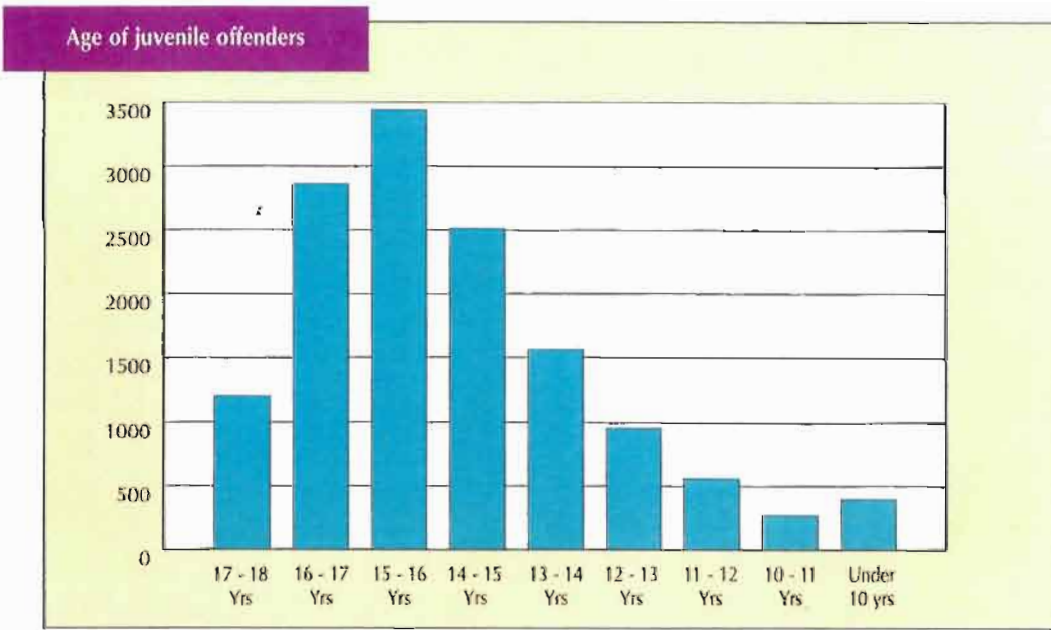
During 1996, Juvenile Liaison Officers visited 5,663 juvenile offenders who were under intensive supervision and a further 16,579 visits were made to those under regular supervision. In addition, more than 7,000 visits were made to schools and clubs. Details of these activities are shown on a regional basis in the table underneath.

Activities of juvenile liaison officers

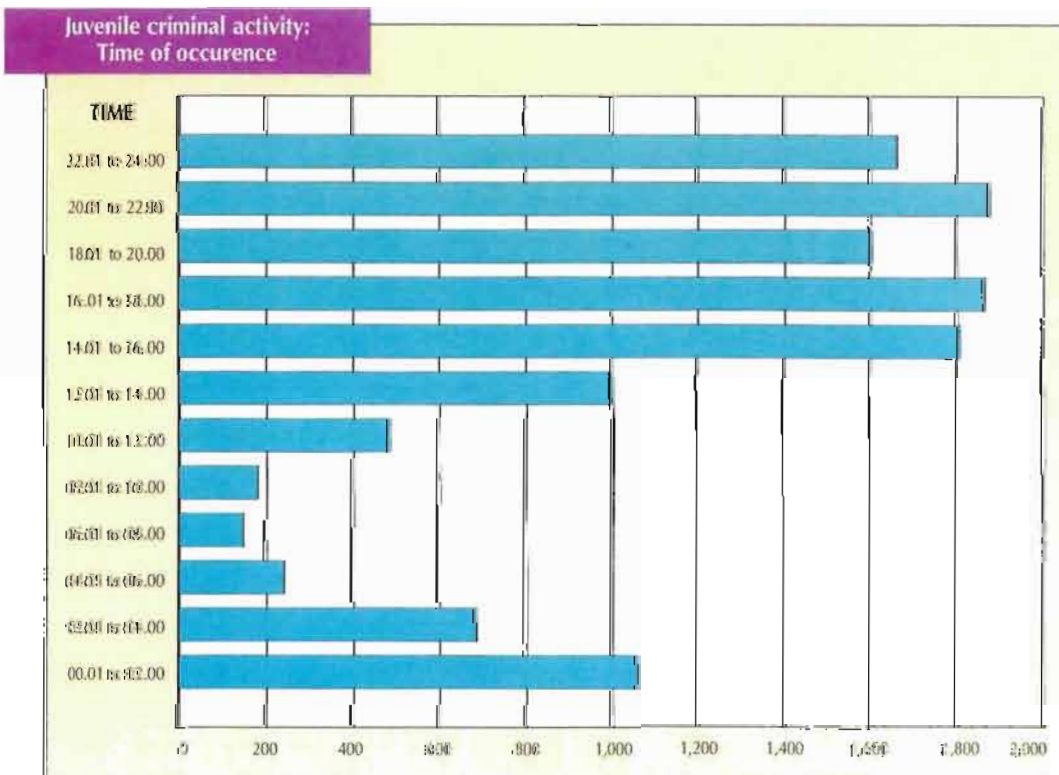
	Eastern Region	D.M.A. Region	Northern Region	South Eastern Region	Southern Region	Western Region	Total
Clubs							
Visits to	429	1,287	258	164	593	102	2,833
Talks given	47	155	21	33	49	8	313
Schools *							
Visits to	279	2,723	156	395	462	229	4,244
Talks given	176	939	128	216	214	71	1,744
Adult groups-talks given	105	281	81	86	96	65	714
Meetings attended	491	2,388	204	299	924	332	4,638
Visits to supervisees							
Under intensive supervision	854	2,259	449	865	688	548	5,663
Under regular supervision	1,991	6,479	1,483	1,322	4,302	1,002	16,579

* Excluding Schools Programme

One quarter of the juvenile offenders referred to the National Juvenile Office in 1996 were aged between 15 and 16 years of age. Approximately one fifth were aged between 16 and 17 years while slightly less than one tenth were aged between 17 and 18 years. The chart below shows the number of juvenile offenders referred, in 1996, where exact age details are available.



The times at which the criminal activity took place is known in almost 12,600 cases and they are shown in the chart below. The majority of the activity (70%) occurred fairly evenly across the hours from 2pm to midnight, while 17% occurred from midnight to 8am and the remaining 13% took place between 8am and 2pm.



OFFENCES INVOLVING JUVENILE OFFENDERS

In general, adult and juvenile offenders commit similar criminal offences. (Certain offences, such as under-age drinking, may only be committed by juvenile offenders.) Taken together, criminal damage, burglaries and larcenies comprise slightly more than half of the total offences involved.

Two tables are used to show the offences in respect of which juvenile referrals were made. A selection of offence types are shown in detail in the second table: for example, the total of 1,459 public order offences shown in the first table are described in detail in the second one.

The total number of offences in respect of which referrals were made rose by 6% (almost 800 offences) in 1996 when compared with the previous year. There were 525 fewer larcenies in 1996, resulting in a decrease of 13% over the previous year, and burglaries decreased by 5%.

Vehicle offences relating to unauthorised taking, unlawful interference, unauthorised carriage increased by slightly more than one third over the previous year while other traffic offences fell by 8%.

A significant rise in the number of offences relating to the purchase, possession and consumption of alcohol was responsible for the 21% increase in the number of drink related offences committed by juvenile offenders in 1996. Almost all of the public order offences showed an increase over the previous year and the total number of these offences increased by 48% over the previous year.

Serious assaults increased by 65% over the 1995 statistics and a referral was made in respect of one murder.

Summary of offences in respect of which juvenile offenders were referred

	No.	%
Larcenies	3,425	24.0%
Burglary	1,571	11.0%
Criminal damage	2,328	16.3%
Vehicle offences (Unauthorised taking, carriage, interference)	1,210	8.5%
Other traffic offences (see breakdown 1)	368	2.6%
Handling stolen property	527	3.7%
Drink related offences (see breakdown 2)	577	4.0%
Public order (see breakdown 3)	1,459	10.2%
Possession of offensive weapon	271	1.9%
Drugs (Possession)	425	3.0%
Breach of bail	118	0.8%
Robbery	158	1.1%
Possession of house breaking implements	158	1.1%
Common assault	794	5.6%
Serious assault (see breakdown 4)	132	0.9%
Fraud related offences (see breakdown 5)	139	1.0%
Begging	53	0.4%
Sexual offences (see breakdown 6)	91	0.6%
Casual trading offences	19	0.1%

Summary of offences in respect of which juvenile offenders were referred (cont.d)

	No.	%
Assault Garda	38	0.3%
Fire services acts	36	0.3%
Trespass/found on enclosed premises	1	0.0%
Railway Acts (trespass line, stone throwing, non-payment of fare)	159	1.1%
Drugs (Supply to others)	64	0.4%
Street and house to house collections	12	0.1%
Demand money with menace	11	0.1%
Possession of firearm	43	0.3%
Public mischief	13	0.1%
Post office acts (interfere with mail, obscene post, obscene phone call)	18	0.1%
False imprisonment	3	0.0%
Aggravated burglary	14	0.1%
Arson	31	0.2%
Cruelty to animals	19	0.1%
Total	14,285	100%

Selected offences in respect of which juvenile referrals were made

(1) Other traffic offences	
No insurance	240
Pedal cycle offences	33
Dangerous driving	34
Careless driving	10
Public Transport (PSV) offences	4
Drunk driving	24
No driving licence	12
Hit and run traffic accident	5
No helmet/ seatbelt	1
Interfering with road sign	0
Speeding	1
No road tax user	4
Total	368
(2) Drink related offences	
Purchase/possession/consumption of alcohol	484
Drunk and disorderly	52
Simple drunkenness	35
Found on licensed premises	6
Total	577
(3) Public order offences	
Breach of the peace	143
Affray	5
Intoxication in public place	207
Urinate in public	7
Indecent exposure	0
Disorderly conduct in public	133
Threatening behaviour etc.	400
Failure to comply with Garda direction	160
Willful obstruction	6
Enter building with intent etc.	294
Trespass of building etc	92
Violent disorder	7
Other	5
Total	1,459

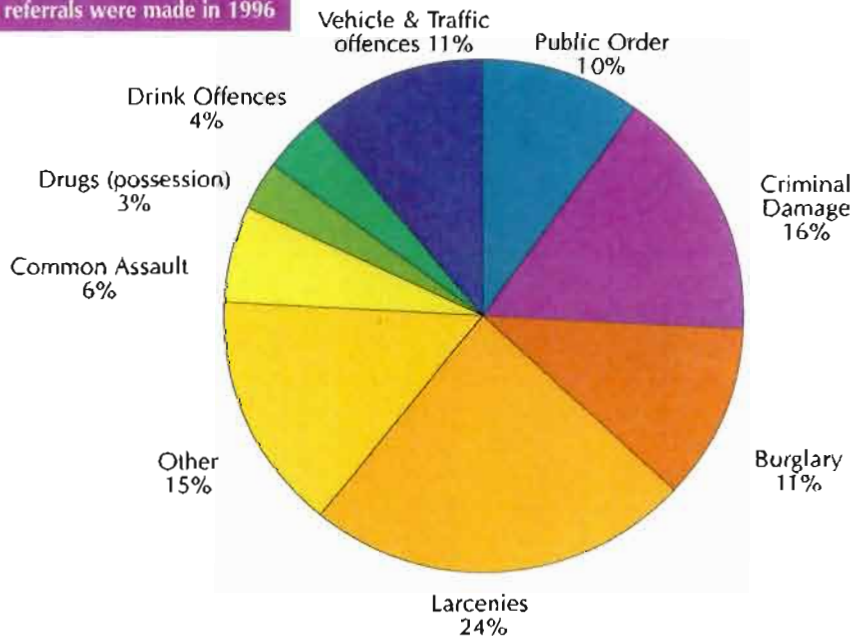
Selected offences in respect of which juvenile referrals were made (contd)

(4) Serious assault	
Murder	1
Assault occasioning greivous bodily harm	19
Assault occasioning actual bodily harm	96
Assault with intent	16
Total	132
(5) Fraud related offences	
Forgery/uttering/fraud	114
False pretences	24
Embezzlement	1
Total	139
(6) Sexual offences	
Sexual offences	62
Indecency	18
Rape	9
Attempted rape	0
Soliciting	2
Total	91

JUVENILE OFFENCES

The chart below shows the principal offences (indictable and non-indictable) in respect of which referrals were made to the National Juvenile Office during 1996. Criminal damage, burglaries and larcenies account for slightly more than half while vehicle and traffic offences combined account for 11% of the total involved.

Principal offences in respect of which referrals were made in 1996



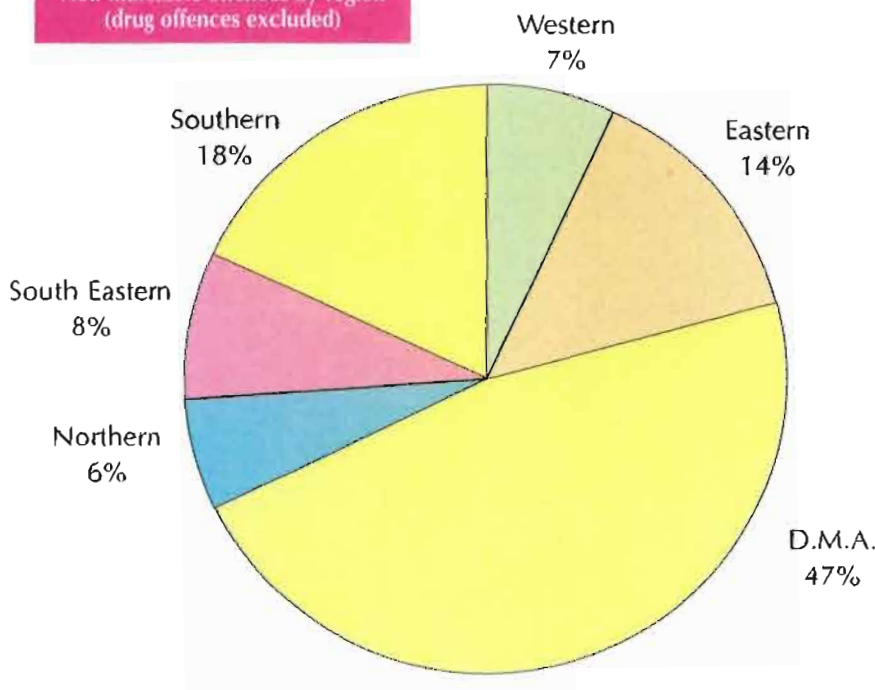
NON-INDICTABLE OFFENCES

Non-indictable offences may be processed to a conclusion in the District Court, unlike their indictable counterparts which may be heard by higher courts.

The number of non-indictable offences recorded in 1996 is shown by region in the table on the right. There were 6% fewer than that recorded in the previous year and the greater reductions were recorded in the Northern and Western Regions where the decrease was 16% and 10% respectively. The proportion of non-indictable offences in each of the regions is shown in the chart below.

Non-indictable offences in which proceedings were taken (Drug offences excluded)	1996	1995
EASTERN REGION	62,477	67,567
Carlow/Kildare	18,034	19,557
Leix/Offaly	14,133	15,370
Longford/Westmeath	9,580	10,913
Louth/Meath	20,730	21,727
DMA REGION	210,371	223,421
NORTHERN REGION	25,671	30,535
Cavan/Monaghan	11,333	13,563
Donegal	7,147	8,819
Sligo/Leitrim	7,191	8,153
SOUTH EASTERN REGION	37,108	36,633
Tipperary	11,980	11,984
Waterford/Kilkenny	16,690	17,003
Wexford	8,438	7,646
SOUTHERN REGION	82,688	83,918
Cork East	36,105	37,428
CorkWest	9,265	8,986
Kerry	13,177	13,930
Limerick	24,141	23,574
WESTERN REGION	32,952	36,659
Clare	8,066	9,174
Galway West	9,043	9,426
Mayo	7,155	7,214
Roscommon/Galway East	8,688	10,845
Total	451,267	478,733

Non-indictable offences by region (drug offences excluded)



Non-indictable offences - proceedings and persons convicted in 1996 (Drug offences excluded)

	Offences in which proceedings were taken	Charges withdrawn or dismissed	Number of Convictions	Charges proved & order made without conviction	Adjourned or otherwise disposed of	Persons convicted or against whom charges were held proved or order made without conviction
1	2	3	4	5	6	7
1. (a) ASSAULTS	6907	1141	4007	443	1316	4450
(b) " (Gardai on duty)	904	94	600	51	159	651
2. CRUELTY TO ANIMALS						
(a) Badger baiting	26	0	26	0	0	26
(b) Cock fighting	0	0	0	0	0	0
(c) Dog fighting	0	0	0	0	0	0
(d) Other offences	242	67	134	5	36	139
3. TRAFFIC ACTS, OFFENCES AGAINST:						
(a) Lighting Reg. - Pedal Cycles:	1349	155	722	100	372	822
(b) " Mpv's	6918	831	4511	814	762	5325
(c) Not wearing seat belt	6293	956	4546	524	267	5070
(d) Not wearing crash helmet. Motor cyclist.	286	34	213	21	18	234
(e) Licences - Driving	38371	9339	16484	2822	9726	19306
(f) Obstruction	803	119	550	34	100	584
(g) Dangerous Parking	243	32	179	3	29	182
(h) Road Traffic General Bye Laws, 1964	4926	473	2699	300	1454	2999
(i) Local Bye Laws	85586	4330	18278	1201	61777	19479
(j) (i) Dangerous Driving	2476	449	1535	92	400	1627
(ii) Careless Driving	3210	649	1861	111	589	1972
(iii) Driving without reasonable consideration	2027	334	1201	77	415	1278
(iv) Traffic lights: Non conformity with	873	89	725	45	14	770
(k) Compulsory Insurance:(i) No Insurance	25786	7010	12437	624	5715	13061
(ii) Failing to produce	22513	5725	9415	2025	5348	11440
(iii) Insurance Disc Regulations	4219	856	2016	383	964	2399
(iv) Other Offences	853	181	494	82	96	576
(l) Drinking and Driving:						
(i) Drive/attempt to drive M.P.V. while drunk	521	95	362	0	64	362
(ii) Being in charge of M.P.V. while drunk	58	15	34	0	9	34
(iii) Driving /Attempting to drive an M.P.V. Blood/urine /alcohol concentration above prescribed limit.	4525	731	2849	1	944	2850
(iv) Being in charge of M.P.V. blood/urine/alcohol concentration above prescribed limit	230	64	133	0	33	133
(v) Refusing to give preliminary specimen of breath	127	28	71	0	28	71
(vi) Refusing to provide or permit taking of blood/urine/specimen at Garda Stations.	514	64	359	1	90	360
(m) Exceeding speed limit: (i) Built-up area	16161	1751	13359	511	540	13870
(ii) Special	3615	403	2897	120	195	3017
(iii) Ordinary	1570	250	1239	39	42	1278
(iv) General	13515	1746	10708	534	527	11242
(v) Motorway	980	8	929	32	11	961
(n) Driving dangerously defective M.P.V.	353	80	217	24	32	241
(o) Other offences	7165	1525	3679	790	1171	4469
(p) Construction equipment and use of veh regs 1963						
(i) defective tyres	5069	586	3468	308	707	3776
(ii) defective steering	233	24	142	64	3	206
(iii) defective brakes	406	42	307	13	44	320
(iv) Gross weights of goods vehicles	721	111	536	3	71	539
(v) Axle weights of goods vehicles	200	2	191	5	2	196
(vi) Other Offences	5877	860	3058	781	1178	3839
TRAFFIC ACTS OFFENCES SUB TOTAL.	268572	39947	122404	12484	93737	134888
4. (a) Taking M.P.V. without authority	2126	153	1602	102	269	1704
(b) Unauthorised interference with mechanism of MPV	1225	106	878	96	145	974
(c) Taking possession of pedal cycle without consent	93	8	62	5	18	67
5. EU Regulations: (i) Vehicle Testing	5537	1305	3158	690	384	3848
(ii) Tachograph	2340	385	1403	339	213	1742
6. Road Transport Acts	2809	402	1970	173	264	2143
7. Roads Act and Finance Acts - Excise Duty	108780	20586	43978	8684	35532	52662
8. INTOXICATING LIQUOR LAWS, OFFENCES AGAINST						
(a) Illegally on Licensed Premises during closing hours	5206	343	4419	115	329	4534
(b) Drunkenness, Simple	1040	134	729	70	107	799
(c) Drunkenness with aggravation	1026	101	662	136	127	798
(d) Offences by Licensed persons against closing regs	4423	1481	2123	375	444	2498

Non-indictable offences - proceedings and persons convicted in 1996 (Drug offences excluded) <contd>

1	2	3	4	5	6	7
	Offences in which proceedings were taken	Charges withdrawn or dismissed	Number of Convictions	Charges proved & order made without conviction	Adjourned or otherwise disposed of	Persons convicted or against whom charges were held removed or order made without conviction
(e) Other offences by Licensed persons.(or their servants)	329	116	132	17	64	149
(f) Supplying or selling drink to persons under 18 years						
(i) Offences by the holders of On-Licences	90	22	56	6	6	62
(ii) " " " " Off-Licences	22	2	13	0	7	13
(g) Purchase of intoxicating liquor by persons under 18yrs	35	1	24	1	9	25
(h) Consumption of intoxicating liquor by persons under 18 years in any place other than private residence	47	6	29	3	9	32
(i) Persons under 18 years representing themselves to be over 18 years for the purpose of obtaining or being permitted to consume intoxicating liquor	8	0	3	2	3	5
(j) Licenced holders permitting persons under 18 years to be on licenced premises during period when exemption order is in force.	4	0	2	0	2	2
(k) Persons under 18 years illegally on licenced premises during period when exemption order is in force	0	0	0	0	0	0
(l) Licenced holders permitting person under 18 years (unaccompanied) to be on premises used for the sale of intoxicating liquor for consumption off the premises.	0	0	0	0	0	0
(m) Offences in connection with Registered Clubs	29	2	16	0	11	16
(n) Other offences against Intoxicating Liquor laws	383	27	308	14	34	322
INTOXICATING LIQUOR LAWS SUB TOTAL.	12642	2235	8516	739	1152	9255
9. Criminal Damage to Animals, Fences, etc.	2393	236	1594	159	404	1753
10. POLICE REGULATIONS, OFFENCES AGAINST						
(a) Dublin Metropolitan Police Acts	371	45	141	19	166	160
(b) Summary Jurisdiction (Ireland) Act 1851	281	24	128	23	106	151
11. CRIMINAL LAW SEXUAL OFFENCES ACT 1993.						
Soliciting or Importuning for commission of sexual offences - Section 6.	0	0	0	0	0	0
Soliciting or Importuning for prostitution Section 7.	16	0	14	0	2	14
Loitering with intention of prostitution Section 8.	23	2	21	0	0	21
Living on earnings of prostitution Section 10.	0	0	0	0	0	0
Other Offences.	24	2	10	2	10	12
12. CRIMINAL JUSTICE (PUBLIC ORDER) ACT 1994.						
Intoxication in a public place - Section 4	3983	367	2846	353	417	3199
Disorderly conduct in Public place Section 5.	2509	267	1686	276	280	1962
Threatening or Abusive or Insulting Behaviour Sec 6.	6667	592	4661	572	842	5233
Failing to comply with direction of Garda - Section 8	1450	157	997	143	153	1140
Entering building with intent to commit offence - Section 11	620	70	438	41	71	479
Control of Access to Special Events Section 21.	1	0	0	1	0	1
Surrender and seizure of Intoxicating Liquor Section 22.	112	4	60	33	15	93
Other Offences.	1042	154	598	68	222	666
13. Revenue Laws, Offences against	72	20	32	4	16	36
14. Street Trading Acts - Offences against	640	42	192	26	380	218
15. VAGRANCY ACTS - OFFENCES AGAINST:						
(a) Begging	181	23	98	28	32	126
(b) Other Offences	61	15	25	8	13	33
16. Wireless Telegraphy Act,1926-Offences against	87	7	42	1	37	43
17. Firearms Acts - Offences against	845	69	643	42	91	685
18. Explosives - Offences in relation to	5	0	0	0	5	0
19. Offences under Juries Act,1976	169	17	122	0	30	122
20. Other Offences.	17512	2259	10533	1866	2854	12399
TOTAL	451267	70801	213619	27476	139371	241095

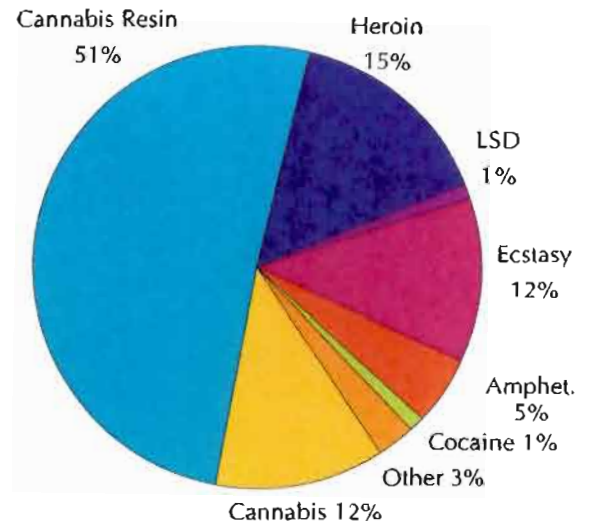
non-indictable offences

NON-INDICTABLE OFFENCES

DRUG OFFENCES

The seven most significant types of controlled drugs in respect of which proceedings are taken are shown in the chart on the right. Cannabis resin was involved in approximately half of all controlled drug offences. Heroin and ecstasy accounted for 15% and 12% of the total offences respectively.

The drug types involved in proceedings vary considerably from region to region. Almost all controlled drug proceedings involving heroin, in 1996, took place in the DMA Region where they accounted for 35% of the total drug proceedings there. Ecstasy proceedings accounted for 21% of the total in the Southern Region while ecstasy contributed less than 10% to the total proceedings in all other regions. Cannabis (plant and resin combined) proceedings accounted for 44% of proceedings in the DMA Region while its contribution to proceedings in the other regions varied from 60-90% approximately.



Misuse of Drugs Act (as amended)
Offences where proceedings commenced by region and drug type

	Cannabis	Cannabis Resin	Heroin	LSD	Ecstasy	Amphet.	Cocaine	Other	TOTAL
EASTERN REGION	37	89	1	3	11	5	1	2	149
Carlow/Kildare	15	60	1	2	9	1	0	2	90
Leix/Offaly	8	10	0	1	1	1	1	0	22
Longford/Westmeath	9	1	0	0	1	2	0	0	13
Louth/Meath	5	18	0	0	0	1	0	0	24
D.M.A. REGION	150	400	430	9	118	40	27	69	1,243
Eastern	0	46	13	0	6	4	0	3	72
North Central	12	77	176	8	32	15	16	1	337
Northern	50	139	56	0	26	11	3	4	289
South Central	7	44	47	0	25	4	6	21	154
Southern	81	94	138	1	29	6	2	40	391
NORTHERN REGION	5	83	0	2	6	1	0	2	99
Cavan/Monaghan	0	0	0	1	0	0	0	2	3
Donegal	4	63	0	0	6	1	0	0	74
Sligo/Leitrim	1	20	0	1	0	0	0	0	22
SOUTH EASTERN REGION	8	173	0	2	14	8	7	3	215
Tipperary	6	41	0	1	2	3	0	0	53
Waterford/Kilkenny	1	127	0	1	12	5	7	3	156
Wexford	1	5	0	0	0	0	0	0	6
SOUTHERN REGION	148	443	1	8	183	78	2	20	883
Cork East	128	207	0	6	142	34	1	1	519
Cork West	8	17	0	0	0	1	0	6	32
Kerry	8	9	0	0	0	0	0	1	18
Limerick	4	210	1	2	41	43	1	12	314
WESTERN REGION	7	253	0	0	8	20	5	3	296
Clare	2	82	0	0	0	11	4	2	101
Galway West	3	162	0	0	6	9	1	0	181
Mayo	1	3	0	0	0	0	0	1	5
Roscommon/Galway East	1	6	0	0	2	0	0	0	9
Total	355	1,441	432	24	340	152	42	99	2,885

Cannabis was involved in 62% of the cases where controlled drugs were seized and analysed during 1996. The quantity seized is shown in the table below.

Particulars of drugs seized		
TYPE OF DRUG	TOTAL	
	Quantity	Cases
Cannabis	2.4kg	179
Cannabis Resin	1,933 kg	3,233
Cannabis Plants	542	36
Hash Oil	<1g	1
Heroin (Diamorphine) :	10.8kg	664
Morphine	1,261 tabs	12
L.S.D.	5,901	42
Ecstasy MDMA/MDEA/ MDA	19,244 tabs (13.5g powder)	405
Amphetamines	7.6kg	217
Cocaine	642kg	92
Crack Cocaine	393g	1
Benzodiazepines	7,146 tabs	152
Psilocin/Psilocybin	66.4g	7
Methadone	121 & 457 tabs	69
Dihydrocodeme	71 tabs	3
Buprenorphine	2 tabs	1
Ephedrine	3,768 tabs & 1,791 g	129
Other	66 tabs	1

During 1996 proceedings commenced in respect of 3,707 offences (indictable and non-indictable) and 2,043 convictions were obtained from those proceedings which had been processed by the end of the year. The majority of the proceedings relate to the supply or possession of controlled drugs. Before examining these two offences in detail some other drug offences of importance are shown in the table below.

When compared with the previous year, there was little change in the number of proceedings commenced for importation during 1996. Proceedings for forged prescriptions reduced by 28% while proceedings for the cultivation of cannabis plants increased by 80% over that recorded in the previous year. Proceedings relating to allowing a premises to be used increased threefold over the same period.

The 75 non Irish nationals against whom proceedings were commenced in 1996 represented an increase of approximately 50% over the corresponding figure for the previous year. However, non Irish nationals accounted for less than 2% of total persons against whom proceedings were commenced.

Nationality of persons against whom proceedings were commenced	
Irish	3878
Nigerian	1
Spanish	1
Jamaican	2
British	59
West African	1
Swiss	2
German	1
Egyptian	1
Liberian	1
Filipino	2
Italian	1
West Indian	2
Venezuelian	1
Total	3,953

Miscellaneous drug offences	
Importation	50
Forged Prescriptions	18
Cultivation of Cannabis Plants	38
Allow Premises to be used	50
Obstruction	237



The number of persons prosecuted in respect of supply or possession of controlled drugs is shown in the table below. The total number for these two offences (3,626) recorded during 1996 shows a decrease of 3% over the previous year. In the DMA Region the number of persons prosecuted for supply increased by 23% in comparison with the previous year while the number in respect of possession of controlled drugs was almost the same in both years. The number of persons prosecuted for these offences declined by almost one quarter in the Southern Region during 1996.

Persons prosecuted for possession/supply offences

	Sec 3 MDA (possession only)	Sec 15 MDA (supplier/dealer)	Total
EASTERN REGION	344	50	394
Carlow/Kildare	93	21	114
Leix/Offaly	45	2	47
Longford/Westmeath	78	4	82
Louth/Meath	128	23	151
D.M.A.REGION	742	643	1,385
Eastern	23	53	76
North Central	107	204	311
Northern	187	119	306
South Central	137	83	220
Southern	288	184	472
NORTHERN REGION	115	10	125
Cavan/Monaghan	8	4	12
Donegal	72	6	78
Sligo/Leitrim	35	0	35
SOUTH EASTERN REGION	197	26	223
Tipperary	56	5	61
Waterford/Kilkenny	133	19	152
Wexford	8	2	10
SOUTHERN REGION	1,049	138	1,187
Cork East	699	88	787
Cork West	49	3	52
Kerry	33	0	33
Limerick	268	47	315
WESTERN REGION	271	41	312
Clare	85	13	98
Galway West	171	26	197
Mayo	5	2	7
Roscommon/Galway East	10	0	10
Total	2,718	908	3,626

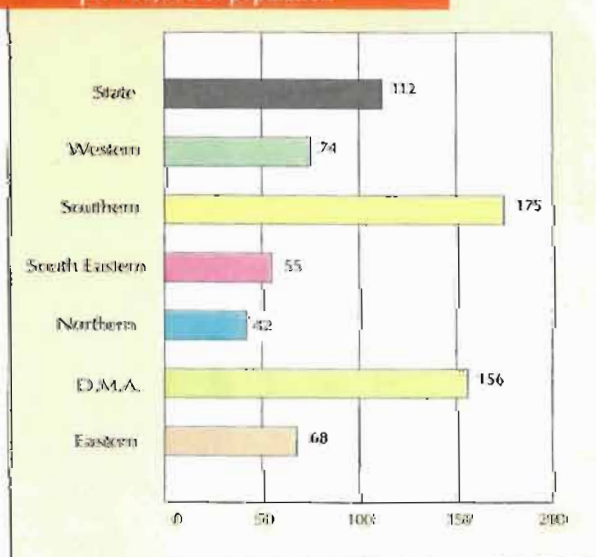
The table overleaf shows the number of persons against whom proceedings for (all) drug offences were commenced by age and region. Approximately 4% of persons were less than 17 years of age, 35% were aged 17 to 21 years while the remaining 61% were aged over 21 years. The majority (89%) of persons were male. The proportions of female persons in the three age groups was 10%, 12% and 10% respectively.

Persons prosecuted for drugs offences by age and region

	Under 17 yrs		17-21 yrs		Over 21 yrs		Total		Total persons
	M	F	M	F	M	F	M	F	
EASTERN REGION	25	0	128	12	227	13	380	25	405
Carlow/Kildare	9	0	31	4	73	5	113	9	122
Leix/Offaly	5	0	11	3	29	2	45	5	50
Longford/Westmeath	7	0	35	0	38	2	80	2	82
Louth/Meath	4	0	51	5	87	4	142	9	151
D.M.A. REGION	64	10	443	102	843	163	1,350	275	1,625
Eastern	9	0	27	1	54	10	90	11	101
North Central	18	2	67	15	207	50	292	67	359
Northern	13	3	126	12	159	11	298	26	324
South Central	2	0	87	20	167	25	256	45	301
Southern	22	5	136	54	256	67	414	126	540
NORTHERN REGION	5	1	41	3	61	19	107	23	130
Cavan/Monaghan	0	0	4	0	9	0	13	0	13
Donegal	4	0	33	2	38	5	75	7	82
Sligo/Leitrim	1	1	4	1	14	14	19	16	35
SOUTH EASTERN REGION	1	0	81	4	153	3	235	7	242
Tipperary	0	0	25	2	36	1	61	3	64
Waterford/Kilkenny	1	0	55	2	108	2	164	4	168
Wexford	0	0	1	0	9	0	10	0	10
SOUTHERN REGION	47	6	434	36	680	27	1,161	69	1,230
Cork East	32	1	294	15	451	12	777	28	805
Cork West	0	0	6	0	42	4	48	4	52
Kerry	0	0	5	3	24	1	29	4	33
Limerick	15	5	129	18	163	10	307	33	340
WESTERN REGION	4	0	82	4	213	18	299	22	321
Clare	1	0	11	0	83	6	95	6	101
Galway West	2	0	67	4	119	11	188	15	203
Mayo	0	0	2	0	4	1	6	1	7
Roscommon/Galway East	1	0	2	0	7	0	10	0	10
Total	146	17	1,209	161	2,177	243	3,532	421	3,953

The DMA Region had the greatest number of persons prosecuted for drug offences (41% of the State total) but the number of persons prosecuted per 100,000 of population was at its highest in the Southern Region. As shown by the chart on the right, the numbers of persons prosecuted per 100,000 of population in both the Southern and DMA Regions was more than double the numbers recorded in any of the remaining regions. For example, 175 persons per 100,000 of population were prosecuted in the Southern Region while the corresponding figure for the Northern Region was 42.

Persons prosecuted for drug offences per 100,000 of population



drug offences

DRUG OFFENCES

A total of 2,427 drug lectures were given by Gardai during 1996 and they are shown by location in the table below. While the total number was somewhat lower than those given during the previous year it is noteworthy that there was an increase of 75% in the number given in the DMA Region during 1996.

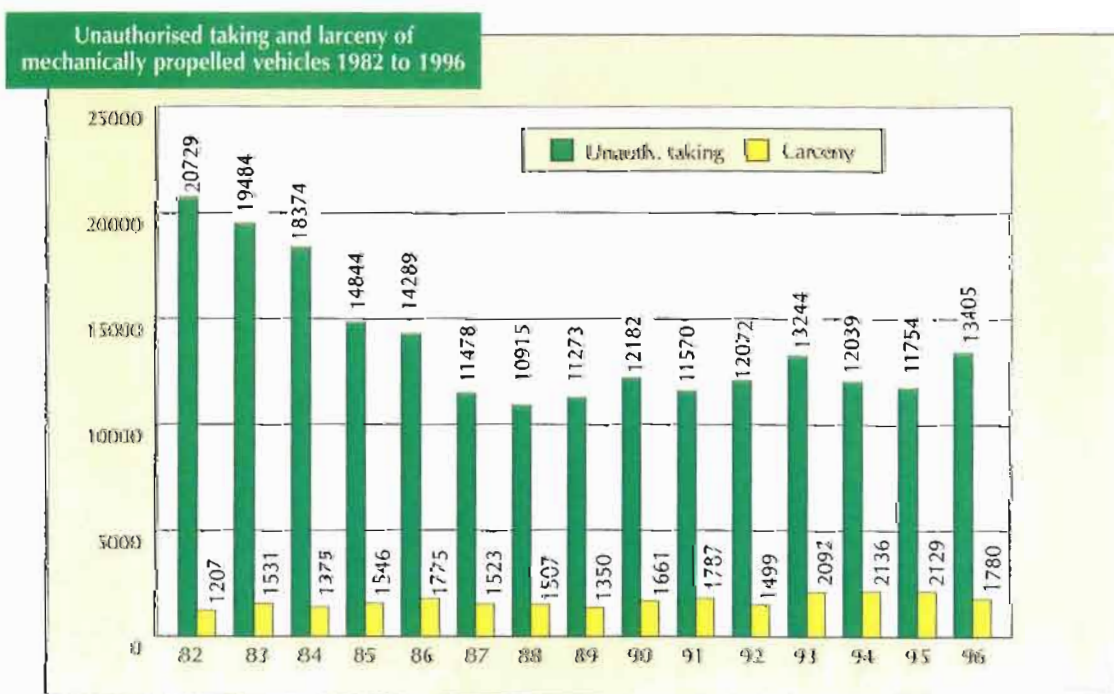
Drug lectures by division		Number
EASTERN REGION		499
Carlow/Kildare		125
Leix/Offaly		93
Longford/Westmeath		74
Louth/Meath		207
D.M.A. REGION		489
Eastern		38
North Central		33
Northern		60
South Central		51
Southern		307
NORTHERN REGION		287
Cavan/Monaghan		89
Donegal		126
Sligo/Leitrim		72
SOUTH EASTERN REGION		452
Tipperary		231
Waterford/Kilkenny		70
Wexford		151
SOUTHERN REGION		454
Cork East		210
Cork West		50
Kerry		128
Limerick		66
WESTERN REGION		246
Clare		76
Galway West		60
Mayo		48
Roscommon/Galway East		62
Total		2,427

STOLEN VEHICLES

The legal distinction between the larceny of a vehicle and the unauthorised taking of a vehicle is carried into the statistics. The distinction arises from the intention of the person who commits the offence. In common with all larcenies, the larceny (stealing) of a vehicle requires an intention that the owner should be permanently deprived of possession. This requirement is clearly not fulfilled where, for example, a person takes a car, drives it for some hours and then abandons it by the roadside. In this case the offence committed is unauthorised taking of a mechanically propelled vehicle (mpv) as opposed to larceny. (Unauthorised takings generally outnumber larcenies, of vehicles by a factor of about seven or eight to one).

The following chart shows the number of unauthorised takings and larcenies for the 15 year period 1982 to 1996. The number of unauthorised takings is quite stable over the last ten years: the 13,405 takings in 1996 is 6% less than the corresponding figure for 1986. (Indeed it is noteworthy that the average figure for the annual unauthorised takings recorded in the five years from 1980 to 1984 is more than 20,300 per year).

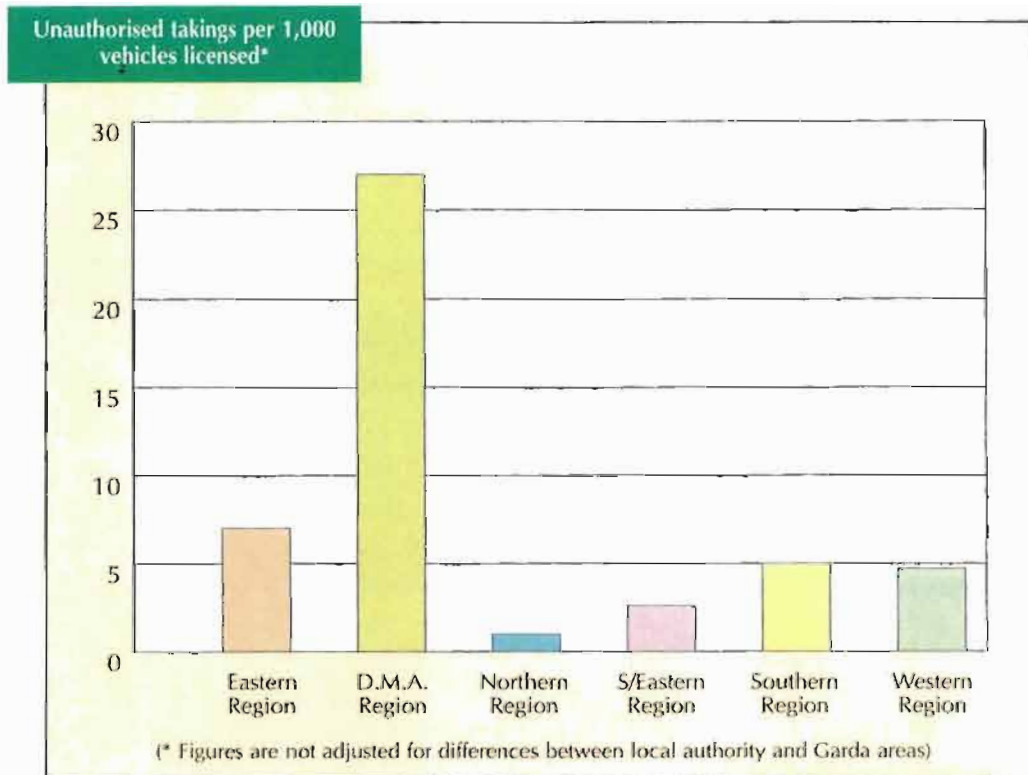
The rate at which vehicles are taken may be calculated by comparing the quantities taken with the number of vehicles which are "on the road" at a particular time. Given the substantial increase in vehicles, over the period illustrated, it follows that the rate at which vehicles are taken has decreased significantly. For example, in 1996 unauthorised takings represented 1% of the total vehicles taxed (using most recent Department of Environment figures) while those taken in 1986 represented 2% of the vehicles taxed in that year.



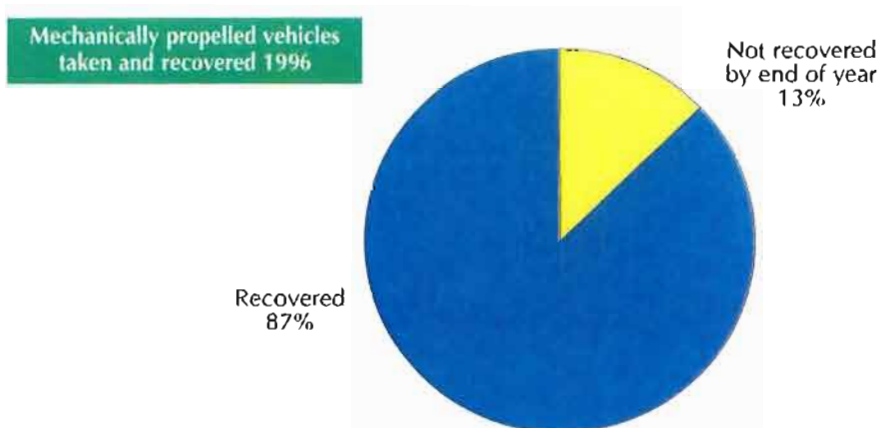
traffic offences

TRAFFIC OFFENCES

The number of unauthorised takings recorded varies considerably from region to region. Of the unauthorised takings recorded in 1996, more than two thirds of the total were recorded in the DMA Region while those recorded in the Northern Region accounted for little more than 1% of the total. The chart below shows unauthorised takings as a proportion of the vehicles taxed (using most recent Department of Environment figures) in each of the regions. The figures should be interpreted with some caution as full account is not taken of differences between Garda and local authority administrative areas. That said, the chart provides a useful insight into the extent of the regional variation.



The proportion of mechanically propelled vehicles which were recorded as taken and subsequently recovered in 1996 is shown in the chart below. During 1996, approximately 87% of the 13,405 vehicles which were taken were subsequently recovered, resulting in an improvement over the two previous years when the recovery rate was 82%.



During 1996, a total of 1,780 vehicles were recorded as larcenies. This represents a decrease of 16%, or almost 350 vehicles, when compared with the previous year. Details of vehicles stolen and recovered are shown in the following table. Cars comprised slightly more than three quarters of the 1,780 stolen vehicles recorded in 1996 and the average value of these cars was £4,014. Motorcycles, with an average value of £1,311, comprised 18% of the vehicles recorded as stolen.

During 1996, the Stolen Motor Vehicle Unit identified 210 stolen vehicles which were bearing false plates. Slightly more than half of these vehicles, 107, were stolen and recovered in the State. A number of vehicles which were stolen abroad (15 in Northern Ireland, 69 in the United Kingdom and 2 elsewhere in Europe) were recovered by Gardai. The remainder of the vehicles bearing false plates involved 9 vehicles stolen in the State and recovered in the United Kingdom and 8 stolen plant vehicles which were recovered in the State.

Stolen vehicles

	Stolen		Recovered		
	Number	Value (£)	Number	Value (£)	
Cars	1,365	£5,479,999	Cars	31	£113,600
Motor Cycles	313	£410,512	Motor Cycles	15	£34,975
Lorries	18	£234,000	Lorries	0	£0
Other vehicles	84	£563,725	Other vehicles	11	£123,840
Total	1,780	£6,688,236	Total	57	£272,415

FINES-ON-THE-SPOT

Fines on the spot notices are issued by Gardaí and Traffic Wardens where vehicles are not taxed (non display of licence disc) or where they are illegally parked. During 1996, Gardaí issued a total of 52,254 notices which represents an increase of 6% over the previous year. In the DMA Region approximately 91% of the notices were issued by Traffic Wardens. When compared with the previous year, there were 12% fewer notices issued in the DMA during 1996 but the proportion issued by Gardaí increased. The number of notices in respect of parking violations issued by Gardaí, in the DMA during 1996, increased by 18% (almost 4,400 notices) over the corresponding figure for the previous year.

Fines on the spot issued

NON-DISPLAY OF LICENCE DISC								
	Eastern Region	D.M.A. Region	Northern Region	South East Region	Southern Region	Western Region	State Total 1996	State Total 1995
Gardaí	393	3,576	209	763	99	1,482	9,422	12,617
Wardens	0	34,017	0	0	0	0	34,017	49,619
Total issued	393	37,593	209	763	2,999	1,482	43,439	62,236
Fines paid	150	6,012	85	205	545	339	7,336	9,510
Court proceedings	87	11,946	15	114	835	346	13,343	20,734
Notices cancelled	42	4,865	35	129	537	193	5,801	7,944
Proceedings pending	114	11,229	73	309	1,063	572	13,360	18,486
Spoiled notices	0	3,541	1	6	19	32	3,599	5,563

traffic offences

TRAFFIC OFFENCES

Fines on the spot issued

PARKING VIOLATIONS

	Eastern Region	D.M.A. Region	Northern Region	South East Region	Southern Region	Western Region	State Total 1995	State Total 1996
Gardai	980	28,568	1,562	1,281	7,848	4,593	44,832	38,904
Wardens	0	272,641	0	0	0	0	272,641	317,738
Total issued	980	301,209	1,562	1,281	7,848	4,593	317,473	356,642
Fines paid	449	141,660	971	604	3,160	1,556	148,400	157,419
Court proceedings	240	48,889	51	30	882	882	50,974	66,459
Notices cancelled	64	15,583	140	54	1,118	410	17,369	18,989
Proceedings pending	219	64,041	370	582	2,624	1,711	69,547	80,922
Spoiled notices	8	9,845	30	11	64	34	9,992	10,316

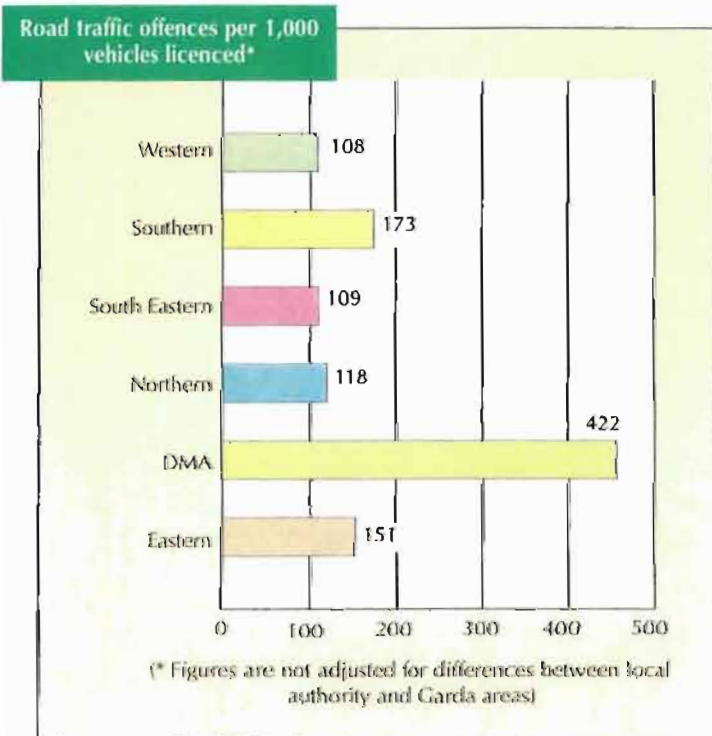
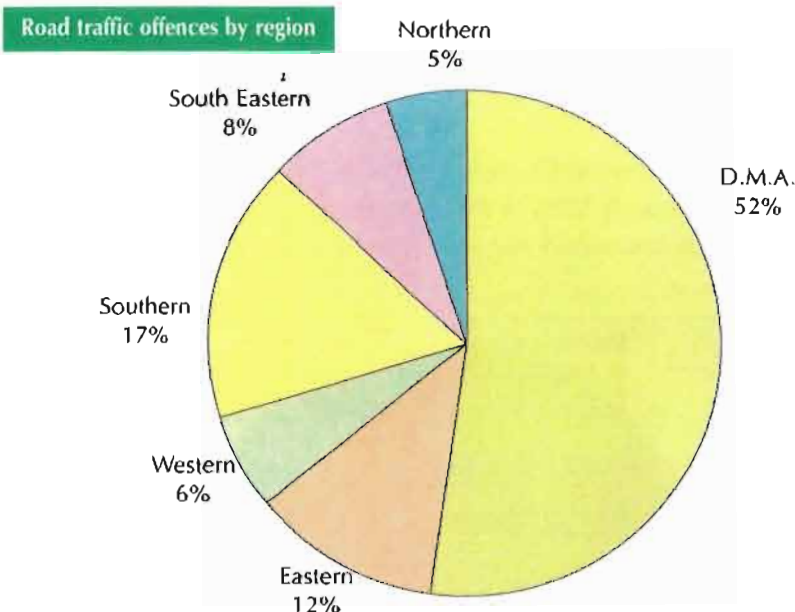
ROAD TRAFFIC OFFENCES

The number of traffic offences in respect of which proceedings were taken in 1996 is shown in the table below. The 268,572 traffic offences recorded in 1996 represents a reduction of 7% over that recorded in the previous year. All regions recorded fewer traffic offences and the most significant reductions were recorded in the Northern and Western Regions where each recorded 18% fewer offences in 1996. The proportions of traffic offences recorded in each of the regions is shown in the chart below.

Road traffic offences by region

	1996	1995
EASTERN REGION	30,954	32,618
Carlow/Kildare	9,402	9,129
Leix/Offaly	7,202	8,171
Longford/Westmeath	4,393	5,010
Louth/Meath	9,957	10,308
D.M.A.	139,829	151,226
NORTHERN REGION	13,028	15,910
Cavan/Monaghan	5,714	6,976
Donegal	3,550	4,585
Sligo/Leitrim	3,764	4,349
SOUTH EASTERN REGION	21,170	21,546
Tipperary	6,932	6,985
Waterford/Kilkenny	10,099	10,716
Wexford	4,139	3,845
SOUTHERN REGION	46,765	48,081
Cork East	20,526	22,315
CorkWest	4,607	4,661
Kerry	7,209	7,253
Limerick	14,423	13,852
WESTERN REGION	16,826	20,537
Clare	4,830	5,753
Galway West	4,486	5,189
Mayo	3,164	3,284
Roscommon/Galway East	4,346	6,311
Total	268,572	289,918

Comparing traffic offences with the number of vehicles in a location provides some insight into the rate at which proceedings for traffic offences take place. The chart below shows the number of traffic offences per 1,000 vehicles which were taxed in each of the regions. (Figures are not adjusted for differences between local authority and Garda administrative areas). Road traffic offences per 1,000 vehicles in the DMA Region are more than double those recorded in each of the other regions.



traffic offences

DRINK AND DRIVING OFFENCES: BREATH, BLOOD AND URINE TESTS

Breath tests are used in about two thirds of the prosecutions for alcohol offences under the road traffic legislation. The number of breath samples provided to the Gardaí in 1996 increased by 4% over the corresponding figure for the previous year. Slightly more than 14,500 persons provided breath samples. In common with the previous year, approximately 28% tested positive and about 1% of the people who were requested by Gardaí to provide a breath sample refused to do so. Almost 2,200 persons were arrested without the use of breath tests during 1996 and this represents an increase of 28% over the corresponding figure for the previous year.

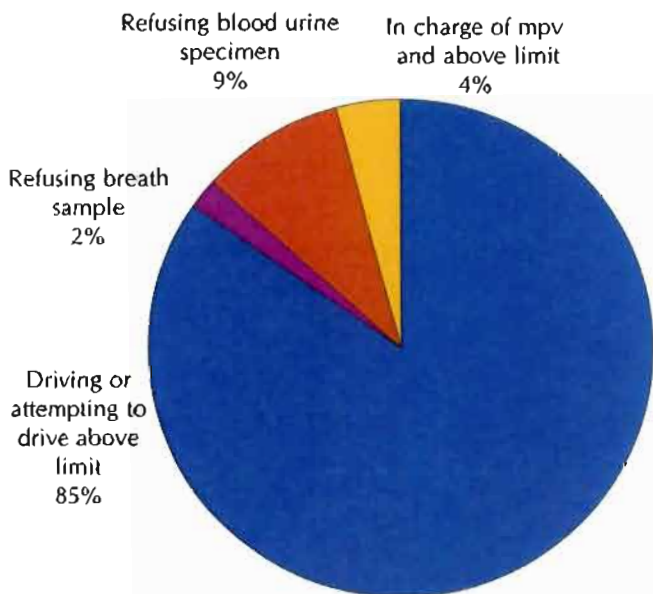
There were 5,546 blood/urine specimens provided, during 1996: blood specimens accounted for 63% of the total provided. Approximately 94% of the specimens analysed contained a quantity of alcohol which was over the prescribed concentration.

Drink & driving offences breath tests, blood/urine tests, arrests etc.	Eastern Region	D.M.A. Region	North Region	South East Region	South Region	West Region	1996 Total	1995 Total
	Breath tests							
(a) Total no. of persons breathtested	3,677	1,933	1,448	1,875	3,529	2,040	14,502	13,916
(b) Breath test positive	866	629	441	526	868	629	3,959	3,980
(c) Breath test negative	2,811	1,304	1,007	1,349	2,661	1,411	10,543	9,936
(d) Breath test refused	32	35	13	11	26	29	146	158
Arrests								
a) For refusing breath tests (Section 12 and 13 of the Road Traffic 1994 as amended)	32	35	13	11	26	29	146	158
(b) Arrest without breath test (Section 49 and 50 R.T.A.1961 as amended)	415	916	322	163	208	157	2,181	1,705
Blood/Urine tests								
(a) Blood specimen given	724	781	461	396	623	491	3,476	3,090
(b) Urine specimen given	443	582	242	239	316	248	2,070	1,894
(c) Specimen refused	116	150	60	44	91	74	535	523
Analyses of specimens								
(a) Under prescribed concentration	50	97	27	31	66	23	294	321
(b) Over prescribed concentration	1,091	1,239	639	561	840	689	5,079	4,530
(c) Specimens still to be analysed at the end of year	20	25	34	19	27	23	148	93
(d) Insufficient or spoiled	6	2	3	4	6	4	25	40
Total Specimens	1,167	1363	703	635	939	739	5,546	4,984

DRINK AND DRIVING OFFENCES: PERSONS CONVICTED

The majority of convictions related to the offence of driving or attempting to drive mechanically propelled vehicles (mpv) with alcohol levels above the prescribed limit. Relatively small numbers of persons were prosecuted for the offence of being in charge of such a vehicle while above the limit. (The inclusion of the term "mechanically propelled" means, among other things, that this particular offence does not apply to persons using pedal cycles or animal drawn vehicles). Convictions resulting from refusals to provide blood/urine specimens and refusals to provide breath samples are included in the chart below. The chart compares convictions for the four principal drink driving offences.

Breakdown of drink driving convictions 1996



Similar proportions of men and women are found among those convicted of each of the four drink driving offences outlined in the table below. Men comprise about 94% of the persons convicted. The proportions of men and women are quite similar in each of the two age groups shown.

**Drinking and driving offences:
Age and gender of persons convicted 1996**

OFFENCES	Persons convicted		17 & under 21 yr		21 yrs & over	
	Male	Female	Male	Female	Male	Female
Driving or attempting to drive MPV while drunk or with a blood/urine/alcohol concentration above the prescribed limit.	3,019	193	147	7	2,872	186
Being in charge of MPV while drunk or alcohol concentration above the prescribed limit.	162	5	3	1	159	4
Refusing to provide or permit the taking of blood/urine specimen at Garda Station.	335	25	9	1	326	24
Refusing to provide a preliminary specimen of breath.	65	6	1	0	64	6

traffic offences

TRAFFIC OFFENCES

DOMESTIC VIOLENCE

There were 4,645 domestic violence incidents recorded in 1996 which represents an increase of 17% when compared with the corresponding figure for the previous year. The number recorded increased by 46% in the Eastern Region and by 24% in both the DMA and Western Regions. In contrast, decreases of 14% and 33% were recorded in the Southern and South Eastern Regions, respectively. Almost no change occurred in the volumes recorded in the Northern Region during 1996. As in previous years, there is a considerable difference between the volume of incidents recorded in each of the regions.

Domestic violence 1996					
	Incidents	Arrests	Persons charged	Persons injured	Persons convicted
EASTERN REGION	631	161	127	144	110
Carlow/Kildare	154	51	28	70	24
Leix/Offaly	83	39	39	28	39
Longford/Westmeath	234	23	26	12	19
Louth/Meath	160	48	34	34	28
D.M.A. REGION	2,996	436	380	428	251
Eastern	304	20	19	31	12
North Central	235	46	38	133	22
Northern	849	129	104	91	64
South Central	260	31	28	50	11
Southern	1,348	210	191	123	142
NORTHERN REGION	199	50	36	47	27
Cavan/Monaghan	94	11	14	22	8
Donegal	67	27	17	21	14
Sligo/Leitrim	38	12	5	4	5
SOUTH EASTERN REGION	164	67	42	88	18
Tipperary	42	14	12	35	7
Waterford/Kilkenny	86	35	11	42	4
Wexford	36	18	19	11	7
SOUTHERN REGION	491	108	100	149	70
Cork East	249	48	26	84	11
Cork West	39	13	13	14	11
Kerry	133	26	43	36	35
Limerick	70	21	18	15	13
WESTERN REGION	164	38	40	67	30
Clare	22	4	3	11	3
Galway West	59	17	16	21	21
Mayo	47	9	15	18	5
Roscommon/Galway East	36	8	6	17	1
Total	4,645	860	725	923	506

MISSING PERSONS

The terms 'acceptable and unacceptable' are used to distinguish between two categories of missing persons. The term 'acceptable' refers to (a) persons under 18 years, (b) aged persons, (c) physically or mentally handicapped persons, or (d) persons whose disappearance takes place in circumstances which give rise to fears for the person's physical or moral safety. 'Not acceptable' in general applies to those adults who decide to live elsewhere and who do not fall within the 'acceptable' definition.

During 1996, the total number of 'acceptable' missing persons recorded increased by 11% over those recorded in the previous year. Eight of the 1,848 missing persons recorded in 1996 remained untraced at the end of the year. There is considerable variation between the numbers recorded in each of the regions. By far the greatest proportion of 'acceptable' missing persons were recorded in the DMA resulting in a rate of 128 persons per hundred thousand of population. In contrast, the rate for the South Eastern Region was 49 while the remaining regions varied between eight and 18 per hundred thousand of population.

Only 8% of 1,848 acceptable missing persons were not traced by the end of 1996. Slightly more than 500 'unacceptable' missing persons were recorded in 1996. This was almost double the number recorded in the previous year and the vast majority of the increase took place in the DMA Region.

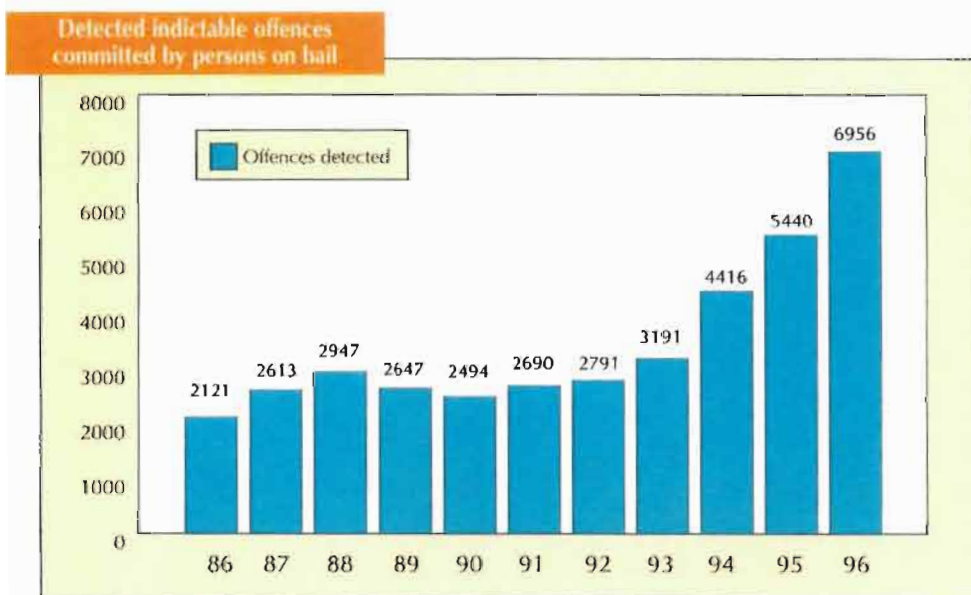
Missing persons	'Acceptable' persons reported missing	'Acceptable' persons untraced	Persons not 'acceptable' reported missing	Unidentified persons found	Unidentified bodies found
EASTERN REGION	76	1	27	0	1
Carlow/Kildare	16	0	6	0	0
Leix/Offaly	1	1	0	0	0
Longford/Westmeath	8	0	4	0	1
Louth/Meath	51	0	17	0	0
D.M.A. REGION	1,343	2	392	0	0
Eastern	151	0	15	0	0
North Central	182	0	39	0	0
Northern	404	1	223	0	0
South Central	177	1	3	0	0
Southern	429	0	112	0	0
NORTHERN REGION	49	0	20	0	0
Cavan/Monaghan	27	0	19	0	0
Donegal	22	0	1	0	0
Sligo/Leitrim	0	0	0	0	0
SOUTH EASTERN REGION	216	3	51	0	0
Tipperary	30	0	6	0	0
Waterford/Kilkenny	174	2	43	0	0
Wexford	12	1	2	0	0
SOUTHERN REGION	127	2	19	0	1
Cork East	94	0	11	0	0
CorkWest	2	1	1	0	0
Kerry	16	1	6	0	1
Limerick	15	0	1	0	0
WESTERN REGION	37	0	3	0	0
Clare	6	0	1	0	0
Galway West	18	0	2	0	0
Mayo	4	0	0	0	0
Roscommon/Galway East	9	0	0	0	0
Total	1,848	8	512	0	2

Note: 'Acceptable' means (a) persons under 18 years, (b) aged persons, (c) physically or mentally handicapped, or (d) in circumstances where the disappearance gives rise to fears for the person's physical or moral safety.

INDICTABLE OFFENCES COMMITTED BY PERSONS ON BAIL

During the four years from 1993 to 1996 the number of detected indictable offences committed by persons on bail doubled in volume to reach 6,956 offences. In 1996, almost 17% of the indictable offences detected by the Gardai were committed by persons on bail.

For several reasons, a far greater number of criminal offences are likely to have been committed by persons on bail than the figures shown in the chart below. In 1996, for example, despite a significantly improved detection rate, the 6,956 offences takes no account of those offenders who committed almost 60,000 indictable offences which remained undetected at the end of that year. Similarly, the figures shown take no account of the non-indictable offences which were committed by persons on bail.



The table below shows the number of detected indictable offences committed by persons on bail by offence group during 1996. Burglaries and larcenies from unattended vehicles are the principal offences involved. Burglaries accounted for two thirds of the 3,213 offences against property known to have been committed by persons on bail. Larcenies from unattended vehicles accounted for 43% of the 3,681 larcenies known to have been committed by persons on bail.

Detected indictable offences committed by persons on bail by offence group

Offences against the person	25
Offences against property	3,213
Larcenies	3,681
Other indictable offences	37
Total	6,956

Legislation has now been introduced to curb bail offending.

FIREARMS, AMMUNITION & EXPLOSIVES SEIZED BY GARDAÍ

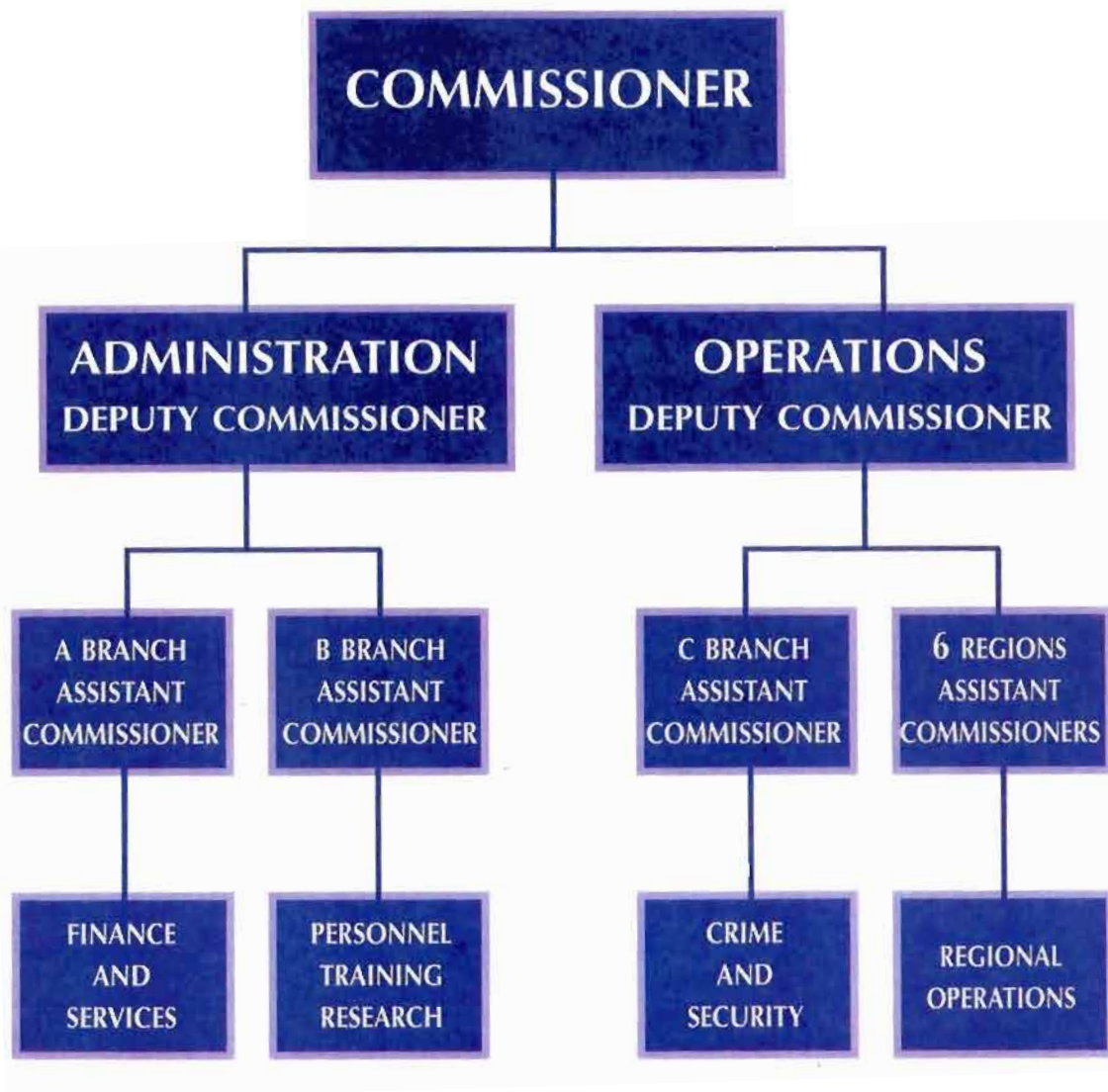
Details of the firearms, ammunition and explosives seized by the Gardaí during 1996 are shown in the table below. In general, the firearms seized in 1996 were similar in number and variety to those which were seized during the previous year. There was a significant increase in the quantity of bomb making components confiscated during the year: for example, the quantity of Semtex which was seized represented an almost four fold increase over that of the previous year.

Firearms, ammunition and explosives seized by Gardaí during 1996

FIREARMS		EXPLOSIVES	
Sub Machine Gun	3	Semtex Kg	46.7
H & K G3 Assault Rifle	1	Detonating Cord (M)	49.3
AK47/Akm Assault Rifle	5	Home Made Explosive	139
AR15 Rifle (Armalite)	4	Kemegel	9
Shotguns	153	Trotyl (T.N.T.)	2.8
Rifles	59	M112 (Commercial Exp)	3.8
Pistols	39	Black Powder Kg	12.93
Revolvers	52	Smokeless Powder	2
Air Guns	151	Electric Detonators	54
Imitation/Replica	90	Electric Dets. (Cut Down)	13
Pen Guns	7	Plain Detonators	172
Stun Guns	6	Home Made Dets	11
Cross Bows	10	Detonators (Old)	25
Humane Killer	1	Railway Detonators	91
Magazines	43	Sagamo T.P.U.	36
Telescopic Sight	17	RPG-7 War Head	1
Silencer	9	Mk15 Time & Power Units	14
AKM Bayonets	3	Assorted Timers	8
LPO-50 Flinging Charges	18	Pottassium Nitrate Kg	15
LPO-50 Pressure Cartridges	25	Assorted Chemicals Kg	23
		Nitric Acid L	3.5
		Mentholated Spirit L	1
		Booster Tubes	4
		Pipe Bombs	4
AMMUNITION		Petrol Bombs	16
7.62 x 39mm	1031	Incendiary Device	2
7.62 x 51mm	65	Mk15 Grenade Fuse Housing	50
12.7 x 99mm	93	Grenade	23
Assorted	10156	Flares	3
Shotgun Cartridges	2057		
Blank Ammunition	854		
		EXPLOSIVE DEVICES	
		Mk6 Mortar (Complete)	14
MISCELLANEOUS		Mk6 Bomb Components	58
Bunker/Hide	18	Mk12 Mortar Components	150
Firing Range	1	Mortar Fuses	53
Walkie Talkie	17	Mortar Fuse Components	127
Scanners	10	Mark 8 Bomb Body	1
Pressure Mats	3	Mk10 Mortar Components	173
Photographic Slave	1	Mk11 Mortar Components	128
Transformer	1	P.R.I.G. (Complete)	2
Oscillator	2	P.R.I.G. Components	595
		IPG Grenades	6
		IPG Launcher	1
		IPG Components	196

APPENDIX (1)

AN GARDA SÍOCHÁNA ORGANISATIONAL STRUCTURE



APPENDIX (2)

Some descriptions used in the table which summarises indictable offences for the last three years refer to more than one type of indictable offence as set out hereunder.

Manslaughter

Manslaughter

Manslaughter (traffic fatalities)

Assault, Wounding etc

Dangerous driving causing sbh.

Wounding etc. (f)

Wounding etc. (gdai on duty)

Assaults wounding etc (m)

Assaults wounding (gdai on duty)

Endangering Rail Passengers

Endangering railway passengers

Interference with railway

Robbery including muggings

Robbery

Larceny from persons (muggings)

Other sexual offences

Indecent exposure

Brothel keeping

Larceny of Animals

Larceny of horses cattle or sheep

Larceny of other livestock

Larceny of MPV's

Larceny of motor cars

Larceny of motor cycles etc.

Larceny of motor lorries

Larceny of other m.p.v.'s

Larceny of Firearms

Larceny of firearms

Larceny of explosives

Other Larcenies

Other larcenies

Larceny in house to value of £5

Larceny of m.p.v. accessories

Larceny of petrol, diesel, l.p.g.

Larceny of cash, cheques etc.

Larceny of drugs

Larceny to t.v.'s, radios etc.

Larceny of jewellery or watches

Larceny of cigarettes

Larceny of copper, lead etc.

Offences involving falsification

Falsification of accounts

Forgery and uttering

Frauds by agents, trustees etc.

Fraud by bogus advertisers

Fraud by bogus sales persons

Frauds by obtaining credit

Fraudulent conversion

Embezzlement

Other Frauds

False pretences

Cheating

Coinage Acts - Offences Against

Debtors Ireland Act 1872 - other

Other frauds

Armed Aggravated Burglary

Armed Aggravated Burglary

Armed attack on house

Possession of Explosives etc

Possession of explosive substance

Making explosives

Causing Explosion etc

Causing an explosion

Attempting to cause explosion

Unlawful Seizure (Hijackings)

Unlawful seizure of aircraft

Unlawful seizure of vehicles

Other - Criminal Damage

Killing and maiming cattle

Malicious damage to schools

Other malicious injury to property

Extortion/Blackmail

Extortion

Threat to publish with intent to extort

Escape from Custody

Escape from lawful custody

Prison Breach

Rescue from lawful custody

Electoral Acts

Electoral Acts

Personation on Indictment

Possession/Carrying Firearms etc

Poss fa or ammo wi endanger life

Possession fa or ammo in susp circs

Carry fa with criminal intent

Other Indictable Offences

Intimidation

Intimidation by letter etc.

Official Secrets Act

Treason Act 1939 Offences

Affray, riot or unlawful assembly

Public Mischief

Incitement

Bribery

Perjury

Destroy-dispose of dead bodies

Embracery

Misprision of felony

Wireless Telegraphy Act

Corruption

Obstruct clergy during services

Forcible entry Act 1971

Compounding a felony

Other Indictable Offences

Conspiracy